

22X-4TM

ELITE

Scan the QR code and select the Manuals and Support quick links from the product page for the most up-to-date manual information.

Scannen Sie den QR-Code und wählen Sie auf der Produktseite die Quicklinks Handbücher und Unterstützung, um die aktuellsten Informationen zu Handbücher.

Scannez le code QR et sélectionnez les liens rapides Manuals and Support sur la page du produit pour obtenir les informations les plus récentes sur le manuel.

Scannerizzare il codice QR e selezionare i Link veloci Manuali e Supporto dalla pagina del prodotto per le informazioni manuali più aggiornate.



TLR03026

NOTICE

All instructions, warranties and other collateral documents are subject to change at the sole discretion of Horizon Hobby, LLC. For up-to-date product literature, visit horizonhobby.com or towerhobbies.com and click on the support tab or resources for this product.

MEANING OF SPECIAL LANGUAGE

The following terms are used throughout the product literature to indicate various levels of potential harm when operating this product:

WARNING: Procedures, which if not properly followed, create the probability of property damage, collateral damage, and serious injury OR create a high probability of superficial injury.

CAUTION: Procedures, which if not properly followed, create the probability of physical property damage AND a possibility of serious injury.

NOTICE: Procedures, which if not properly followed, create a possibility of physical property damage AND a little or no possibility of injury.



WARNING: Read the ENTIRE instruction manual to become familiar with the features of the product before operating. Failure to operate the product correctly can result in damage to the product, personal property and cause serious injury.

This is a sophisticated hobby product. It must be operated with caution and common sense and requires some basic mechanical ability. Failure to operate this Product in a safe and responsible manner could result in injury or damage to the product or other property. This product is not intended for use by children without direct adult supervision. Do not use with incompatible components or alter this product in any way outside of the instructions provided by Horizon Hobby, LLC. This manual contains instructions for safety, operation and maintenance. It is essential to read and follow all the instructions and warnings in the manual, prior to assembly, setup or use, in order to operate correctly and avoid damage or serious injury.

SAFETY PRECAUTIONS AND WARNINGS

Read and follow all instructions and safety precautions before use. Improper use can result in fire, serious injury and damage to property.

Components

Some electronic components can become hot while in use. Do not touch parts until cool. Use only with compatible components. Should any compatibility questions exist, please refer to the product instructions, the component instructions or contact Horizon Hobby, LLC.

Batteries

Always follow the manufacturer's instructions when using and disposing of any batteries. Mishandling of Li-Po batteries can result in fire causing serious injury and damage.

Small Parts

This kit includes small parts and should not be left unattended near children as choking and serious injury could result.

Safe Operating Recommendations

- Inspect your model before every run to make sure it is track worthy.
- Be aware of any other radio frequency user who may present an interference problem.
- Always be courteous and respectful of other users of your selected driving area.
- Choose an area clear of obstacles and large enough to safely accommodate your driving activity.
- Make sure this area is clear of friends and spectators prior to running your vehicle.
- Be aware of other activities in the vicinity of your path that could cause potential conflict.

Important Safety Notes

- Select an area for assembly that is away from the reach of small children. Some parts in this vehicle are small and can be swallowed by children, causing choking and possible internal injury; PLEASE USE CAUTION!
- The shock fluid and greases supplied should be kept out of children's reach. They are not intended for human consumption!
- Exercise care when using any hand tools, sharp instruments, or power tools during construction.
- Carefully read all manufacturer's warnings and cautions for any chemicals, glues, or paints that may be used for assembly and operating purposes.

Age Recommendation: Not for Children under 14 years. This is not a toy.

HINWIES

Alle Anweisungen, Garantien und dazugehörigen Dokumente können ohne Ankündigung von Horizon Hobby LLC geändert werden. Eine aktuelle Version ersehen Sie bitte im Support Feld unter: <http://www.horizonhobby.com>.

ERKLÄRUNG DER BEGRIFFE

Die folgenden Begriffe werden in der gesamten Produktliteratur verwendet, um auf unterschiedlich hohe Gefahrenrisiken beim Betrieb dieses Produkts hinzuweisen:

WARNUNG: Wenn diese Verfahren nicht korrekt befolgt werden, ergeben sich wahrscheinlich Sachschäden, Kollateralschäden und schwere Verletzungen ODER mit hoher Wahrscheinlichkeit oberflächliche Verletzungen.

ACHTUNG: Wenn diese Verfahren nicht korrekt befolgt werden, ergeben sich wahrscheinlich Sachschäden UND die Gefahr von schweren Verletzungen.

HINWEIS: Wenn diese Verfahren nicht korrekt befolgt werden, können sich möglicherweise Sachschäden UND geringe oder keine Gefahr von Verletzungen ergeben.



WARNUNG: Lesen Sie die GESAMTE Bedienungsanleitung, um sich vor dem Betrieb mit den Produktfunktionen vertraut zu machen. Wird das Produkt nicht korrekt betrieben, kann dies zu Schäden am Produkt oder persönlichem Eigentum führen oder schwere Verletzungen verursachen.

Dies ist ein hochentwickeltes Hobby-Produkt. Es muss mit Vorsicht und gesundem Menschenverstand betrieben werden und benötigt gewisse mechanische Grundfähigkeiten. Wird dieses Produkt nicht auf eine sichere und verantwortungsvolle Weise betrieben, kann dies zu Verletzungen oder Schäden am Produkt oder anderen Sachwerten führen. Versuchen Sie nicht ohne Genehmigung durch Horizon Hobby, LLC, das Produkt zu zerlegen, es mit inkompatiblen Komponenten zu verwenden oder auf jegliche Weise zu erweitern. Diese Bedienungsanleitung enthält Anweisungen für Sicherheit, Betrieb und Wartung. Es ist unbedingt notwendig, vor Zusammenbau, Einrichtung oder Verwendung alle Anweisungen und Warnhinweise im Handbuch zu lesen und zu befolgen, damit es bestimmungsgemäß betrieben werden kann und Schäden oder schwere Verletzungen vermieden werden.

SICHERHEITSHINWEISE UND WARNUNGEN

Bitte lesen und befolgen Sie allen Anweisungen und Sicherheitswarnungen. Nicht sachgemäßer oder falscher Gebrauch kann zu Feuer, schweren Verletzungen oder Beschädigungen an Eigentum führen.

Komponenten

Einige elektrische Komponenten können während des Betriebs heiß werden. Fassen Sie diese Teile nicht an bevor sie abgekühlt sind. Verwenden Sie diese Teile nur mit geeigneten Komponenten. Sollten Sie Fragen zur Kompatibilität haben, sehen Sie bitte in der Bedienungsanleitung nach oder kontaktieren den Service von Horizon Hobby.

Akkus

Befolgen Sie zum Betrieb und zur Entsorgung immer die Anweisungen des Herstellers. Falscher oder nicht sachgemäßer Umgang kann zu Feuer, ernsten Verletzungen und Sachbeschädigung führen.

Kleinteile

Dieser Bausatz enthält Kleinteile und darf nicht in der Nähe von Kleinkindern gelangen, da die Gefahr von Verschlucken und ernsthaften Verletzungen besteht.

Empfehlungen Zum Sicherem Betrieb

- Bitte überprüfen Sie vor dem Einsatz ob das Modell sich in einem einwandfreien Zustand befindet.
- Stellen Sie sicher dass kein anderer Fahrer auf der gleichen Frequenz wie sie fährt.
- Gehen Sie höflich und respektvoll mit anderen Fahrern auf ihrer Strecke um.
- Suchen Sie sich einen Platz der groß genug und frei von Hindernissen ist.
- Stellen Sie sicher, dass die Fahrstrecke frei von Freunden und Zuschauern ist.
- Haben Sie evtl. andere Aktivitäten im Blick die auf der Strecke zum Konflikt führen könnten.

Wichtige Sicherheitshinweise

- Wählen Sie für den Zusammenbau einen Ort außerhalb der Reichweite von kleinen Kindern. Einige Bauteile in diesem Fahrzeug sind klein und können von Kindern verschluckt werden, was Ersticken und mögliche innere Verletzungen auslösen kann; **BITTE GEBEN SIE ACHT!**
- Die im Lieferumfang enthaltene Stoßdämpferflüssigkeit und Fette sollten außerhalb der Reichweite von Kindern aufbewahrt werden. Sie sind nicht für den menschlichen Verzehr bestimmt!
- Seien Sie achtsam, wenn Sie Handwerkzeuge, scharfe Instrumente oder Elektrowerkzeuge während dem Aufbau verwenden.
- Lesen Sie gründlich alle Warn- und Sicherheitshinweise des Herstellers für jegliche Chemikalien, Kleber oder Lacke, die für den Zusammenbau oder Betriebszwecke eventuell verwendet werden.

Nicht geeignet für Kinder unter 14 Jahren. Dies ist kein Spielzeug.

REMARQUE

La totalité des instructions, garanties et autres documents est sujette à modification à la seule discrétion d'Horizon Hobby, LLC. Pour obtenir la documentation à jour, rendez-vous sur le site horizonhobby.com et cliquez sur l'onglet de support de ce produit.

SIGNIFICATION DE CERTAINS TERMES SPÉCIFIQUES

Les termes suivants sont utilisés dans l'ensemble du manuel pour indiquer différents niveaux de danger lors de l'utilisation de ce produit :

AVERTISSEMENT : Procédures qui, si elles ne sont pas suivies correctement, peuvent entraîner des dégâts matériels et des blessures graves OU engendrer une probabilité élevée de blessure superficielle.

ATTENTION : Procédures qui, si elles ne sont pas suivies correctement, peuvent entraîner des dégâts matériels ET des blessures graves.

REMARQUE : Procédures qui, si elles ne sont pas suivies correctement, peuvent entraîner des dégâts matériels ET éventuellement un faible risque de blessures.



AVERTISSEMENT : Lisez la TOTALITÉ du manuel d'utilisation afin de vous familiariser avec les caractéristiques du produit avant de le faire fonctionner. Une utilisation incorrecte du produit peut entraîner sa détérioration, ainsi que des risques de dégâts matériels, voire de blessures graves.

Ceci est un produit de loisirs sophistiqué. Il doit être manipulé avec prudence et bon sens et requiert des aptitudes de base en mécanique. Toute utilisation irresponsable de ce produit ne respectant pas les principes de sécurité peut provoquer des blessures, entraîner des dégâts matériels et endommager le produit. Ce produit n'est pas destiné à être utilisé par des enfants sans la surveillance directe d'un adulte. N'essayez pas de démonter le produit, de l'utiliser avec des composants incompatibles ou d'en améliorer les performances sans l'accord d'Horizon Hobby, LLC. Ce manuel comporte des instructions relatives à la sécurité, au fonctionnement et à l'entretien. Il est capital de lire et de respecter la totalité des instructions et avertissements du manuel avant l'assemblage, le réglage et l'utilisation, ceci afin de manipuler correctement l'appareil et d'éviter tout dégât matériel ou toute blessure grave.

PRÉCAUTIONS ET AVERTISSEMENTS LIÉS À LA SÉCURITÉ

Lisez et respectez toutes les instructions et précautions de sécurité avant utilisation. L'utilisation incorrecte peut entraîner un incendie, des blessures graves et des dommages aux biens.

Eléments

Certains composants électroniques peuvent être très chauds pendant l'utilisation. Ne touchez pas les pièces avant qu'elles aient refroidi. N'utilisez qu'avec des composants compatibles. Pour toute question de compatibilité, consultez les instructions concernant le produit, celles concernant le composant ou prenez contact avec Horizon Hobby, LLC.

Batteries

Toujours respecter les instructions du fabricant lors de l'élimination des batteries. La manutention incorrecte des batteries Li-Po peut conduire à un incendie, à des blessures et dommages graves.

Petites pièces

Ce kit contient de petites pièces qui ne doivent pas être laissées à la portée des enfants sous peine d'étouffement ou de blessure grave.

Recommandations de sécurité d'utilisation

- Contrôlez votre modèle avant chaque utilisation pour vous assurer qu'il est en état de rouler.
- Prenez garde à tout autre utilisateur de fréquence radio pouvant créer des problèmes d'interférences.
- Restez toujours courtois et respectueux des autres utilisateurs sur le lieu choisi pour la conduite.
- Choisissez une zone sans obstacles et suffisamment grande pour accueillir en toute sécurité les évolutions de conduite.
- Assurez-vous que cette zone est dégagée de tous amis et spectateurs avant le démarrage de votre véhicule.
- Prenez garde aux autres activités dans le voisinage de votre trajectoire pouvant créer des conflits potentiels.

Notes de Sécurité Importantes

- Pour le montage, choisissez une zone hors de portée des enfants en bas âge. Certaines pièces de ce véhicule sont très petites et peuvent être avalées par des enfants, provoquant un étouffement et des blessures internes. AGISSEZ AVEC PRECAUTION!
- Le fluide et les graisses destinés aux amortisseurs doivent être tenus hors de portée des enfants. Ils ne sont pas destinés à la consommation humaine!
- Faites attention lorsque vous utilisez des outils à main, des instruments coupants ou des outils électriques lors de la construction.
- Lisez attentivement tous les avertissements du fabricant concernant les produits chimiques, les colles ou les peintures pouvant être utilisés pour le montage ou l'utilisation.

14 ans et plus. Ceci n'est pas un jouet.

AVVISO

Tutte le istruzioni, le garanzie e gli altri documenti pertinenti sono soggetti a cambiamenti a totale discrezione di Horizon Hobby, LLC. Per una documentazione aggiornata sul prodotto, visitare il sito horizonhobby.com e fare clic sulla sezione Support del prodotto.


CONVENZIONI TERMINOLOGICHE

Nella documentazione relativa al prodotto vengono utilizzati i seguenti termini per indicare i vari livelli di pericolo potenziale durante l'uso del prodotto:

AVVERTENZA: Indica procedure che, se non debitamente seguite, determinano il rischio di danni alle cose, danni collaterali e gravi lesioni alle persone o il rischio elevato di lesioni superficiali alle persone.

ATTENZIONE: Indica procedure che, se non debitamente seguite, determinano il rischio di danni alle cose e di gravi lesioni alle persone.

AVVISO: Indica procedure che, se non debitamente seguite, possono determinare il rischio di danni alle cose e il rischio minimo nullo di lesioni alle persone.

 **AVVERTENZA:** leggere TUTTO il manuale di istruzioni e familiarizzare con le caratteristiche del prodotto prima di farlo funzionare. Un uso improprio del prodotto può causare danni al prodotto stesso e alle altre cose e gravi lesioni alle persone.

Questo modello è un prodotto sofisticato per appassionati di modellismo. Deve essere azionato in maniera attenta e responsabile e richiede alcune conoscenze basilari di meccanica. L'uso improprio o irresponsabile di questo prodotto può causare lesioni alle persone e danni al prodotto stesso o alle altre cose. Questo prodotto non deve essere utilizzato dai bambini senza la diretta supervisione di un adulto. Non tentare di smontare, utilizzare componenti incompatibili o modificare il prodotto in nessun caso senza previa approvazione di Horizon Hobby, LLC. Questo manuale contiene le istruzioni per la sicurezza, l'uso e la manutenzione del prodotto. È fondamentale leggere e seguire tutte le istruzioni e le avvertenze del manuale prima di montare, impostare o utilizzare il prodotto, al fine di utilizzarlo correttamente e di evitare di causare danni alle cose o gravi lesioni alle persone.

PRECAUZIONI PER LA SICUREZZA E AVVERTENZE

Leggere e seguire le istruzioni e le precauzioni di sicurezza prima dell'uso. Un utilizzo improprio può risultare in un incendio, in gravi lesioni o danni a cose.

Componenti

Alcuni componenti elettronici possono diventare caldi durante il loro uso. Non toccarli finché non si raffreddano. Usare solo componenti compatibili. Se ci sono delle domande in relazione alla compatibilità bisogna riferirsi alle istruzioni del prodotto, alle istruzioni dei componenti o contattare Horizon Hobby, LLC.

Batterie

Seguire sempre le istruzioni del produttore quando si smaltiscono le batterie. Se si manipolano le batterie Li-Po in maniera errata si può verificare un incendio serio lesioni e danni.

Minuterie

Il kit include delle minuterie e non deve essere lasciato incustodito vicino ai bambini, che potrebbero inghiottirli e farsi davvero male.

Raccomandazioni per un utilizzo sicuro

- Controllare il modello prima di ogni corsa per vedere se funziona correttamente.
- Essere al corrente di altri utenti con frequenze radio che potrebbero interferire.
- Essere sempre cortesi e rispettosi verso gli altri utenti della pista di guida.
- Scegliere un'area senza ostacoli abbastanza grande per consentirvi di guidare in sicurezza.
- Accertarsi che quest'area sia priva di persone e spettatori, prima di guidare il veicolo.
- Essere consapevoli di altre attività vicine al percorso che possono causare potenziali conflitti.

Note Importanti di Sicurezza

- Scegliere un'area per il montaggio che non sia facilmente raggiungibile dai bambini. Alcuni pezzi di questo veicolo sono piccoli e possono essere inghiottiti dai bambini causando soffocamento e possibili lesioni agli organi interni; PRESTARE ATTENZIONE!
- L'olio e il grasso per gli ammortizzatori dovrebbero essere tenuti lontani dalla portata dei bambini. Tali elementi non sono commestibili!
- Durante il montaggio, prestare attenzione quando si usano utensili, strumenti affilati o alimentati da energia elettrica.
- Leggere attentamente tutti gli avvertimenti e i consigli dettati dal produttore relativi alle sostanze chimiche, alla colla, agli smalti e a tutti gli elementi di montaggio e di funzionamento del veicolo.

Almeno 14 anni. Non è un giocattolo.

WELCOME TO TEAM LOSI RACING



Thank you for choosing the Team Losi Racing® 22X-4 ELITE as your new 4WD buggy race kit. Starting with the ROAR National Champion 22X-4, we've gone to the next level - ELITE. Adding more option parts, and more tuning adjustments, the TLR development team found ways to improve the best 4WD buggy: Light, nimble, plush, easy to drive, and most of all – fast. This buggy will have you ready to win – immediately.

The 22X-4 ELITE will handle, jump, land, and accelerate better than any 4WD buggy before it across every type of racing surface. It WILL maximize your performance. Let's get to building, and then to winning!

Race On!

Team Losi Racing

Register your Team Losi Racing Product Online

Register your Team Losi Racing product online at www.tlracing.com and follow the product registration link to stay connected.

DE Willkommen bei Team Losi Racing

Vielen Dank, dass Sie sich für Team Losi Racing® 22X-4 ELITE als Ihr neues Allrad-Buggy-Race-Kit entschieden haben. Der ELITE ist eine Weiterentwicklung des ROAR National Champion 22X-4. Das TLR-Entwicklungsteam fand Wege, den besten 4WD-Buggy durch mehrere optionale Teile und weitere Tuning-Einstellungen zu verbessern: leicht, wendig, exklusiv, einfach zu fahren und vor allem – schnell. Dieser Buggy bringt Sie umgehend auf die Siegerstraße.

Der 22X-4 ELITE kann besser springen, landen und beschleunigen als alle früheren Allrad-Buggy-Varianten, ungeachtet des jeweiligen Fahruntergrunds. Das Fahrzeug WIRD Ihre Performance entscheidend verbessern. Fangen wir also mit der Montage an und machen dann mit dem Gewinnen weiter

Team Losi Racing

Registrieren Sie Ihr Team Losi Racing Produkt online

Registrieren Sie Ihr Produkt online bei www.tlracing.com, und folgen Sie dem Link zur Produktregistrierung, um auf dem Laufenden zu bleiben mit Team Losi Racing.

FR Bienvenue chez Team Losi Racing

Nous vous remercions d'avoir choisi le 22X-4 ELITE Team Losi Racing® comme nouveau buggy de course à 4 roues motrices. Après avoir créé le buggy ROAR National Champion 22X-4, nous sommes passés au niveau suivant avec le modèle ELITE. En offrant plus de pièces en option et plus d'ajustements de précision, l'équipe de conception TLR a trouvé la solution pour améliorer le meilleur buggy à 4 roues motrices : Léger, luxueux, facile à manipuler et à conduire, et surtout - rapide. Avec ce buggy, vous êtes prêt à gagner, tout de suite.

Le 22X-4 ELITE saute, atterrit, accélère mieux que n'importe quel autre buggy à 4 roues motrices avant lui, quel que soit le type de surface de course. Il OPTIMISERA vos performances. Passez au montage et enchaînez les victoires

C'est parti.

Team Losi Racing

Enregistrez votre produit Team Losi Racing en ligne

Enregistrez votre produit auprès de la Team Losi Racing sur la page www.tlracing.com

IT Benvenuto nel Team Losi Racing

Grazie per aver scelto il Team Losi Racing® 22X-4 ELITE come tuo nuovo kit buggy 4WD da gara. Partendo dal ROAR National Champion 22X-4, siamo arrivati al livello successivo: ELITE. Aggiungendo ancora più parti opzionali e più regolazioni di tuning, il team di sviluppo TLR ha trovato il modo di migliorare quello che già era il miglior buggy 4WD: leggero, agile, felpato, facile da guidare e soprattutto veloce. Con questo buggy avrai immediatamente la vittoria a portata di mano.

Il 22X-4 ELITE corre, salta, atterra e accelera meglio di qualsiasi altro buggy 4WD esistente, su qualsiasi tipo di superficie di gara. Questo modello ti regalerà performance sensazionali. Corri ad assemblarlo e preparati a vincere

Buona fortuna e buona corsa,

Team Losi Racing

Registrazione online del prodotto Team Losi Racing

Registrandolo online il prodotto a www.tlracing.com e seguire il link di registrazione del prodotto per essere sempre aggiornati con Team Losi Racing.

KIT/MANUAL ORGANIZATION

The kit is composed of different bags marked A through J, Tuning Parts, and Spare Hardware. If assembling to the recommended kit setup, the Tuning Parts and Spare Parts bags will not be needed. It is highly recommended to only open one Sub Bag (for example, A1) at a time. Once complete with the manual steps to complete this bag, you should have no parts remaining and be ready for the next Sub Bag (for example, A2). The Tuning Parts bag has some additional tuning option parts such as suspension pills, shock limiters, rear gearbox spacers, etc. If building to the kit setup, you will not need the parts in the bag, but you should keep them handy for possible chassis setup tuning at a later date.

DE Kit/Aufbau der Anleitung

Das Kit besteht aus verschiedenen Tüten, die von A bis J markiert sind, Tuningteilen und Ersatz-Hardware. Wird das Fahrzeug entsprechend dem empfohlenen Kit-Setup montiert, werden die Tuning- und Ersatzteile nicht benötigt. Es ist äußerst empfehlenswert, nur jeweils eine Tüte (z. B. A1) zu öffnen. Sind die Anleitungsschritte für die entsprechende Tüte abgeschlossen, sollten keine Teile mehr übrig sein. Nun kann zur nächsten Tüte (z. B. A2) gewechselt werden. Die Tüte mit den Tuningteilen enthält einige zusätzliche optionale Teile zum Tuning, wie beispielsweise Aufhängung, Stoßstangenbeschränkungen und Abstandhalter für hinteres Getriebe. Wird das Fahrzeug entsprechend dem Kit-Setup montiert, werden die Teile in der Tüte nicht benötigt. Sie sollten jedoch bereitgehalten werden, falls zu einem späteren Zeitpunkt ein Karosserie-Tuning erfolgen soll.

FR Organisation du Kit/Manuel

Ce kit se compose de différents sachets, marqués A à J, de pièces de réglage et de matériel de rechange. Si vous procédez au montage selon la configuration du kit recommandée, vous n'aurez pas besoin du sachet de pièces de réglage et de matériel de rechange. Nous vous recommandons fortement d'ouvrir un seul sachet (par exemple, A1) à la fois. Une fois que vous avez exécuté toutes les étapes manuelles avec ce sachet, il ne doit rester aucune pièce. Vous pouvez alors continuer et ouvrir le sachet suivant (par exemple, A2). Le sachet de pièces de réglage contient des accessoires en option supplémentaires, comme des inserts Pill de suspension, des butées de suspension, des entretoises de boîte à engrenage arrière, etc. Si vous procédez au montage selon la configuration du kit, vous n'aurez pas besoin des pièces de ce sachet lors du montage, mais gardez-les à proximité pour un éventuel réglage du châssis à une date ultérieure.

IT Kit / manuale Organizzazione

Il kit include diverse bustine contrassegnate con le lettere da A a J, parti per il tuning e bulloneria di ricambio. Se il kit viene assemblato secondo la configurazione suggerita, le parti per il tuning e quelle di ricambio non sono necessarie. Si consiglia vivamente di aprire le bustine una alla volta (esempio: A1). Seguire quindi i passaggi indicati nel manuale fino a esaurire le parti nella bustina, per poi procedere con la bustina successiva (esempio: A2). La bustina per il tuning contiene parti supplementari opzionali come inserti per le sospensioni, limitatori per gli ammortizzatori, distanziali per la scatola ingranaggi posteriore. Queste parti non sono necessarie se si segue il setup originale, ma si consiglia di tenerle a portata di mano per il tuning della configurazione del telaio in un secondo momento.

TOOLS REQUIRED • ERFORDERLICHE WERKZEUGE • OUTILS NÉCESSAIRES • UTENSILI NECESSARI

ENGLISH	DEUTSCH	FRANÇAIS	ITALIANO
1.5mm Hex Wrench	1,5mm-Inbusschlüssel	Clé hexagonale, 1,5mm	Chiave esagonale da 1,5mm
2mm Hex Wrench	2mm-Inbusschlüssel	Clé hexagonale, 2mm	Chiave esagonale da 2mm
5.0mm Nut Driver	Steckschlüssel, 5,0 mm	Clés à douilles : 5,0 mm	Chiave per dadi: 5,0 mm
5.5mm Nut Driver	Steckschlüssel, 5,5 mm	Clés à douilles : 5,5 mm	Chiave per dadi: 5,5 mm
7.0mm Nut Driver	Steckschlüssel, 7,0 mm	Clés à douilles : 7,0 mm	Chiave per dadi: 7,0 mm
Body Scissors	Lexanschere	Ciseaux à lexan	corpo forbici
Needle-Nose Pliers	Spitzzange	Pince à bec	Pinze a becchi lunghi
Regular Pliers	Normale Zange	Pince ordinaire	Pinze normali
Hobby Knife	Hobymesser	Cutter	Cutter da modellismo

COMPLETED KIT SPECIFICATIONS • TECHNISCHE DATEN DES VOLLSTÄNDIGEN KIT • DONNÉES TECHNIQUES DU KIT • SPECIFICHE DEL KIT ASSEMBLATO

11.2 in (283.5mm)	Wheelbase\Radstand\Empattement\Interasse
9.8 in (250.0mm)	Front Track Width\Spurbreite vorne\Largueur de la voie avant\Larghezza zona anteriore
9.8 in (250.0mm)	Rear Track Width\Spurbreite hinten\Largueur de la voie arrière\Larghezza zona posteriore
5.8 in (148.0mm)	Overall Height\Höhe\Hauteur totale\Altezza generale
14.0 in (356.0mm)	Overall Length with Tires\Länge über alles mit Reifen\Longueur avec pneus\Lunghezza totale con gli pneumatici

ICON KEY • SYMBOLSCHLÜSSEL • LÉGENDE DES ICÔNES • RIFERIMENTO ICONA

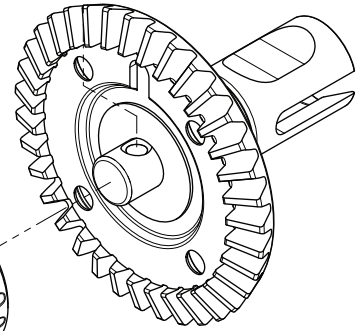
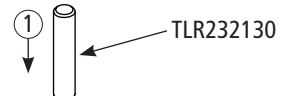
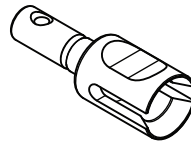
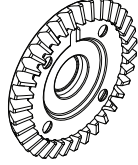
	ENGLISH	DEUTSCH	FRANÇAIS	ITALIANO
	Apply TLR-Lok™ Threadlock - TLR76009	TLR-Lok auftragen	Appliquer du frein filet TLR-Lok	Applicare TLR-Lok
	Apply High Pressure Black Grease - TLR77000	Schwarzes Hochdruckfett auftragen	Appliquer de la graisse haute-pression noire	Applicare grasso nero ad alta pressione
	Apply CA Glue - TLR76007	CA-Kleber auftragen	Appliquer de la colle CA	Applicare colla CA
	Degrease with Motor Spray - DYN5500	Mit Motorspray entfetten	Dégraisser au nettoyeur moteur	Togliere il grasso non lo spray per motori
	Fill With Silicone Oil	Mit Silikonöl füllen	Remplir d'huile silicone	Riempire con olio al silicone
	Pay Special Attention	Besonders aufpassen	Faire particulièrement attention	Prestare molta attenzione
	Cut/Trim	Schneiden/ Abgleichen	Couper/ébavurer	Tagliare / regolare
	Ensure Free Movement	Leichtgängigkeit sicherstellen	Vérifier la liberté de mouvement	Assicurare un movimento libero
	Ensure Free Rotation	Freigängigkeit sicherstellen	Vérifier la libre rotation	Assicurare un movimento libera
	Ensure Proper Orientation	Passende Ausrichtung sicherstellen	Vérifier l'orientation correcte	Assicurare un corretto orientamento
	Push Firm	Fest drücken	Pousser fermement	Spingere forte
	Side Shown	Seite dargestellt	Côté présenté	Mostrato lateralmente
	Assemble Other Side the Same	Andere Seite gleich zusammenbauen	Monter l'autre côté à l'identique	Assemblare l'altro Lo stesso per l'altro lato
	Repeat/Build Multiple	Wiederholen/ mehrfachbauen	Répéter/assembler plusieurs fois	Ripetere/costruire multiplo
	Screw Partially	Provisorisch anschrauben	Visser partiellement	Avvitare parzialmente
	DO NOT Over- Tighten/Snug Tight	KEINESFALLS zu stark/bis zum Anschlag anziehen	NE PAS serrer excessivement (serrer juste assez)	NON stringere troppo (stringere sufficientemente)
	Tighten	Festziehen	Serrer	Stringere

A1

TLR232130 x2 TLR232130 x2 TLR232130 x2 TLR232131 x2 TLR232129 x2

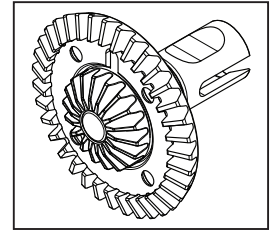
x2

TLR232127 x2 TLR232127 x2



2

TLR232129

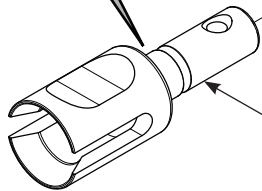


TLR232130

TLR232127



TLR232131



A2

TLR232130 x2 TLR232130 x2 TLR232130 x2 TLR232131 x2 TLR232129 x2

x2

TLR232128 x2

TLR232131

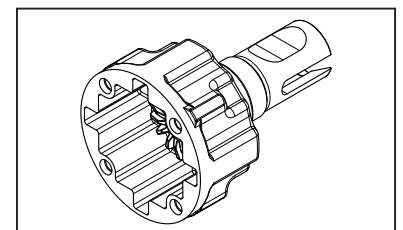
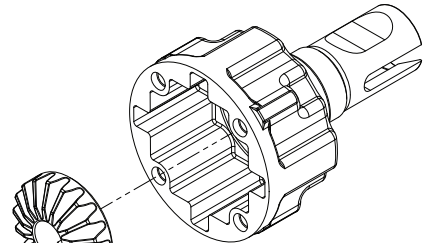
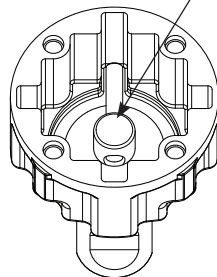
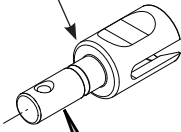
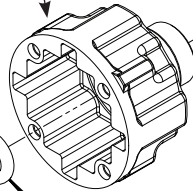
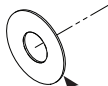
TLR232128

TLR232130



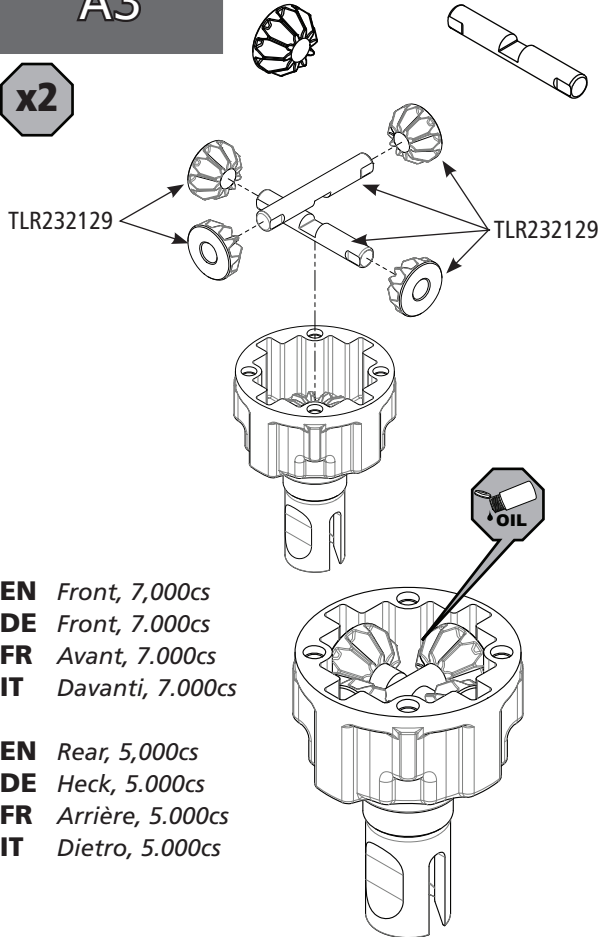
TLR232129

TLR232130



A3

TLR232129 x8 TLR232129 x4

x2

EN Front, 7,000cs
DE Front, 7.000cs
FR Avant, 7.000cs
IT Davanti, 7.000cs

EN Rear, 5,000cs
DE Heck, 5.000cs
FR Arrière, 5.000cs
IT Dietro, 5.000cs

EN Fill with silicone diff fluid to the following weights. Use a scale accurate to .01g

Steel gears + Aluminum Cross Pins - 19.7g
 Molded gears + Aluminum Cross Pins - 13.4g
 Molded gears + Molded Cross Pins - 12.9g

DE Die Silikon-Differentialflüssigkeit auf die folgenden Gewichte auffüllen. Verwenden Sie eine auf 0,01 g genaue Waage

Stahlgetriebe + Aluminium-Querstifte - 19,47g
 Gegossene Getriebe + Aluminium-Querstifte - 13,4 g

Gegossene Getriebe + gegossene Querstifte - 12,9 g

FR Remplissez avec du liquide silicone pour différentiel jusqu'à atteindre les poids suivants. Utilisez une balance avec une précision de : 01 g

Engrenages en acier + Tiges transversales en aluminium - 19,7 g

Engrenages moulés + Tiges transversales en aluminium - 13,4 g

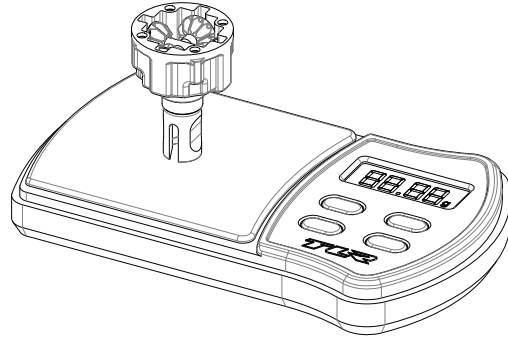
Engrenages moulés + Tiges transversales moulées- 12,9 g

IT Riempire con silicone fluido per differenziale ai seguenti pesi. Utilizzare una bilancia con precisione di 0,01 g

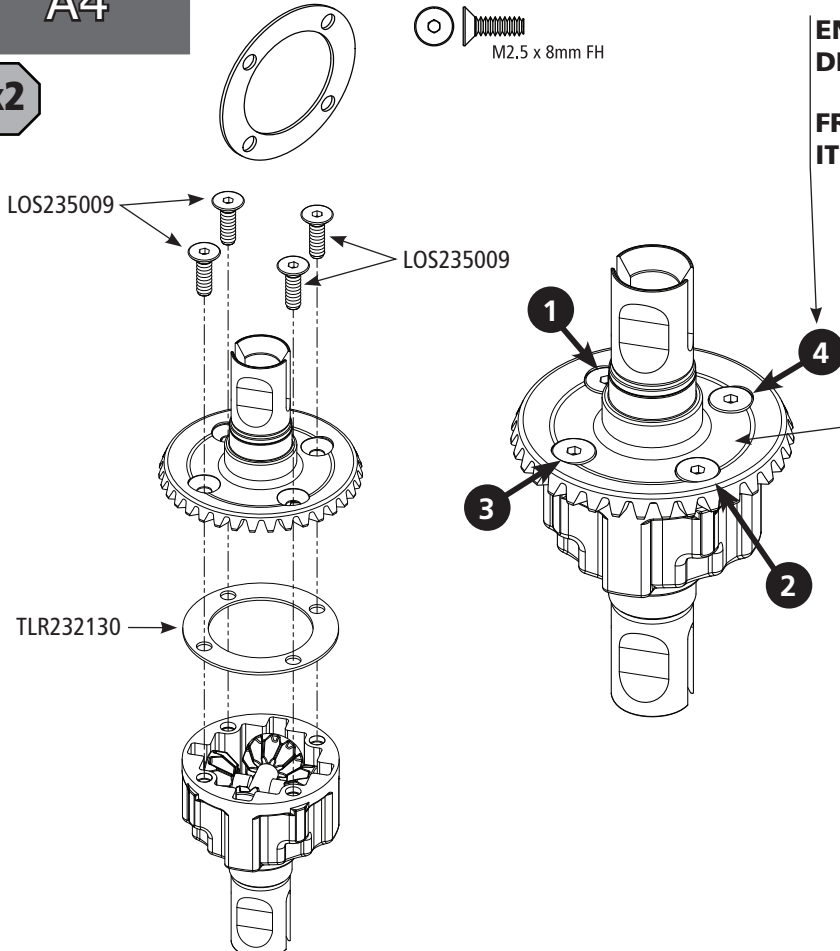
Ingranaggi in acciaio + Perni a croce in alluminio - 19,7 g

Ingranaggi stampati + Perni a croce in alluminio - 13,4 g

Ingranaggi stampati + Perni a croce stampati - 12,9 g

**A4**

TLR232130 x2 LOS235009 x8

x2

EN Tighten the diff screws in this order.

DE Differenzialschrauben in dieser Reihenfolge festziehen.

FR Serrez les vis du différentiel dans cet ordre.

IT Stringere le viti del differenziale in questo ordine.

EN Notate oil with marker

DE Ölstand mit einem Marker notieren

FR Indiquez le niveau d'huile à l'aide d'un marqueur

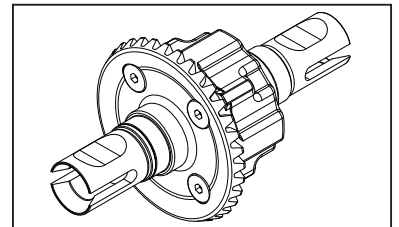
IT Annotare l'olio con un marcatore

EN Set aside the diff assembly

DE Differentialgruppe zur Seite legen

FR Mettez l'ensemble de différentiel de côté

IT Mettere da parte il gruppo del differenziale



B1

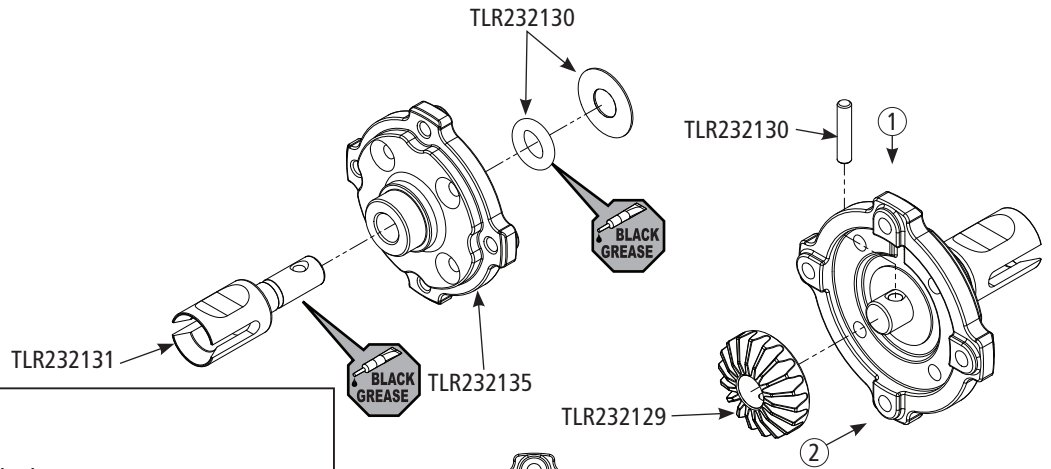
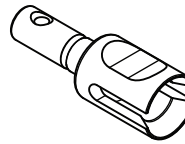
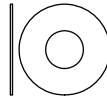
TLR232130 x2

TLR232130 x2

TLR232130 x2

TLR232131 x2

TLR232129 x2



TLR332080

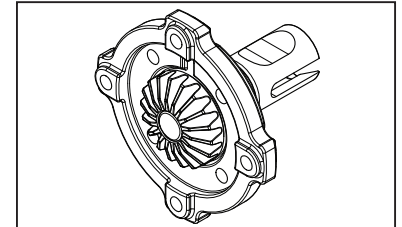
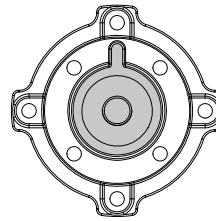
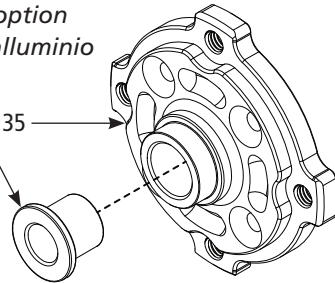
EN Optional Aluminum Cover

DE Optionale Aluminium-Abdeckung

FR Cache en aluminium en option

IT Coperchio opzionale in alluminio

TLR232135



B2

TLR232130 x2

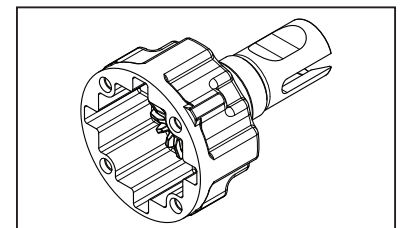
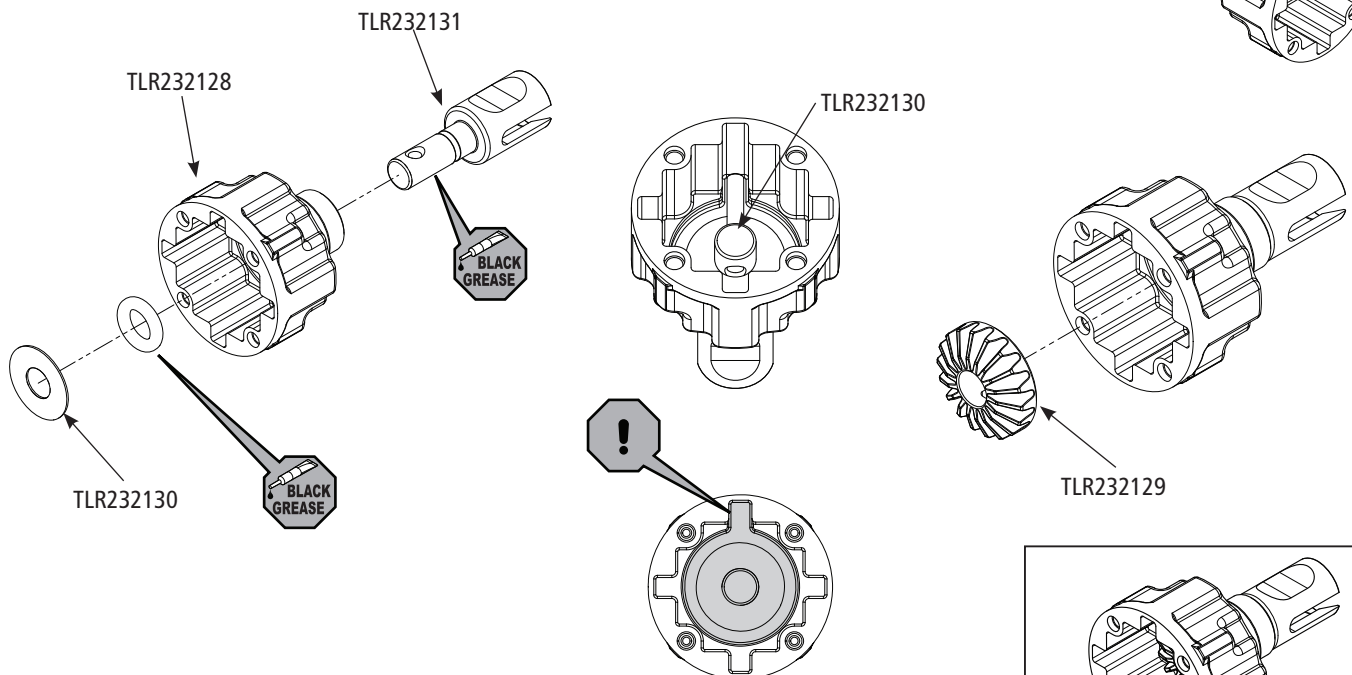
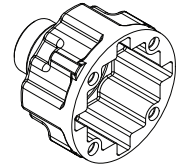
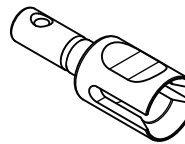
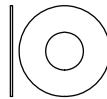
TLR232130 x2

TLR232130 x2

TLR232131 x2

TLR232129 x2

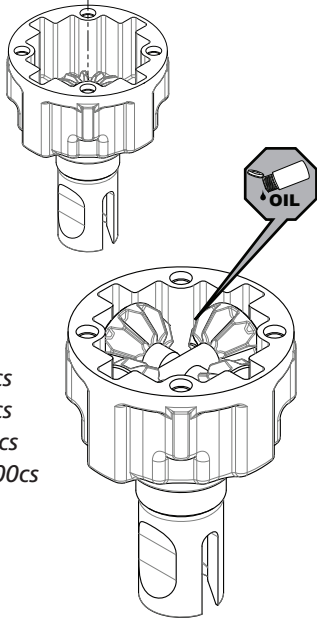
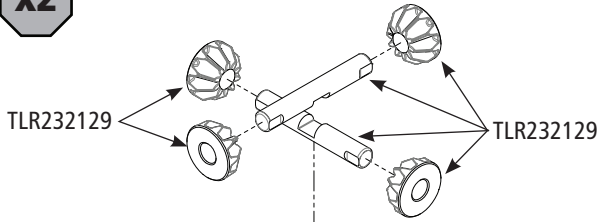
TLR232128 x2



B3

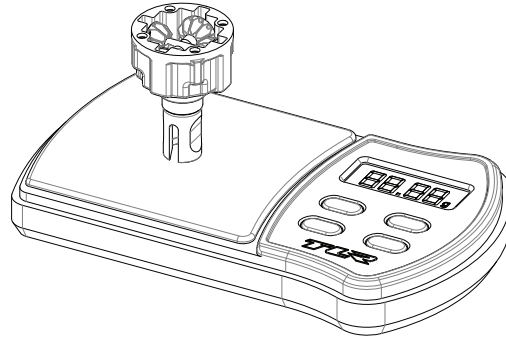
TLR232129 x8 TLR232129 x4

x2



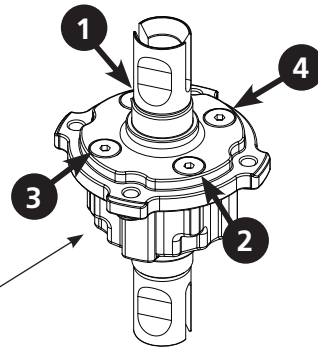
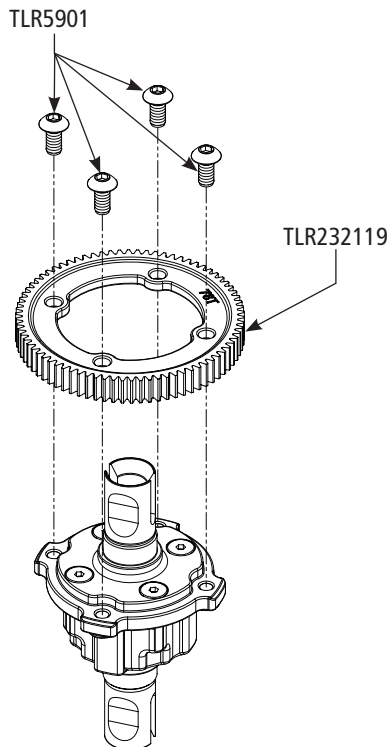
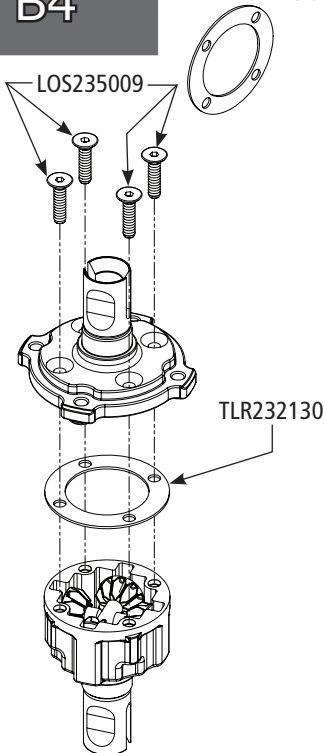
- EN Front, 500.000cs
- DE Front, 500.000cs
- FR Avant, 500.000cs
- IT Davanti, 500.000cs

- EN Fill with silicone diff fluid to the following weights. Use a scale accurate to .01g
Steel gears + Aluminum Cross Pins - 19.7g
Molded gears + Aluminum Cross Pins - 13.4g
Molded gears + Molded Cross Pins - 12.9g
- DE Die Silikon-Differentialflüssigkeit auf die folgenden Gewichte auffüllen. Verwenden Sie eine auf 0,01 g genaue Waage
Stahlgetriebe + Aluminium-Querstifte - 19,47g
Gegossene Getriebe + Aluminium-Querstifte - 13,4 g
Gegossene Getriebe + gegossene Querstifte - 12,9 g
- FR Remplissez avec du liquide silicone pour différentiel jusqu'à atteindre les poids suivants. Utilisez une balance avec une précision de : 01 g
Engrenages en acier + Tiges transversales en aluminium - 19,7 g
Engrenages moulés + Tiges transversales en aluminium - 13,4 g
Engrenages moulés + Tiges transversales moulées- 12,9 g
- IT Riempire con silicone fluido per differenziale ai seguenti pesi. Utilizzare una bilancia con precisione di 0,01 g
Ingranaggi in acciaio + Perni a croce in alluminio - 19,7 g
Ingranaggi stampati + Perni a croce in alluminio - 13,4 g
Ingranaggi stampati + Perni a croce stampati - 12,9 g

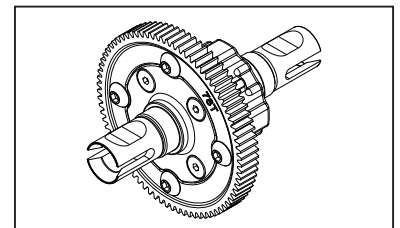


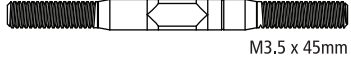
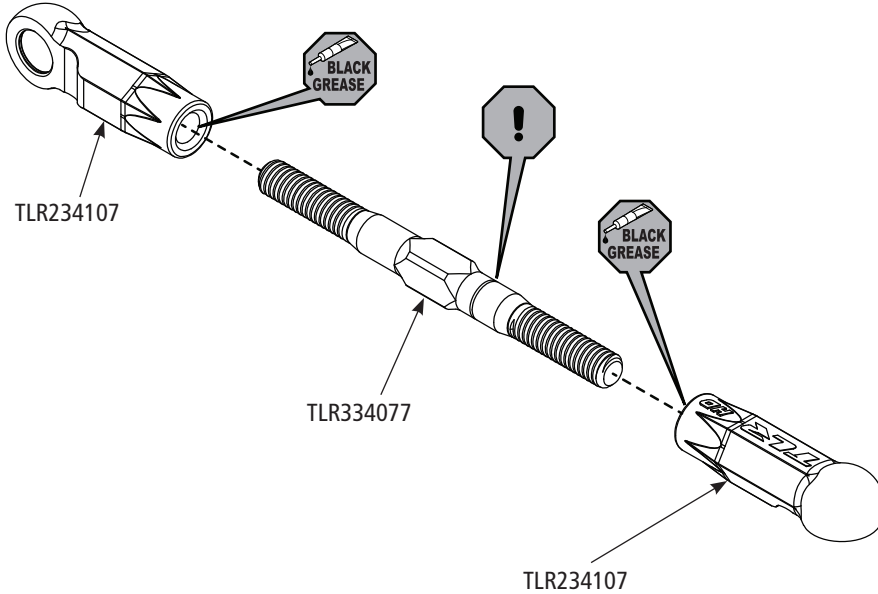
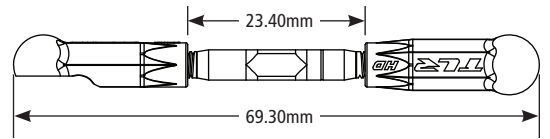
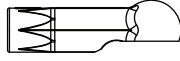
B4

TLR232130 x1 LOS235009 x4 TLR5901 x4 TLR232119 x1 TLR232118 x1

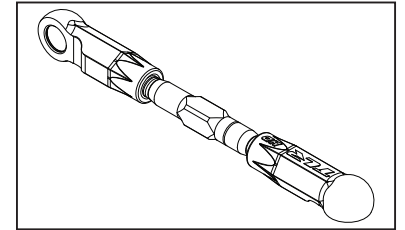
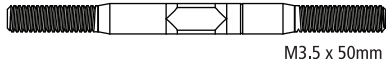
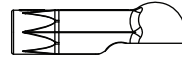
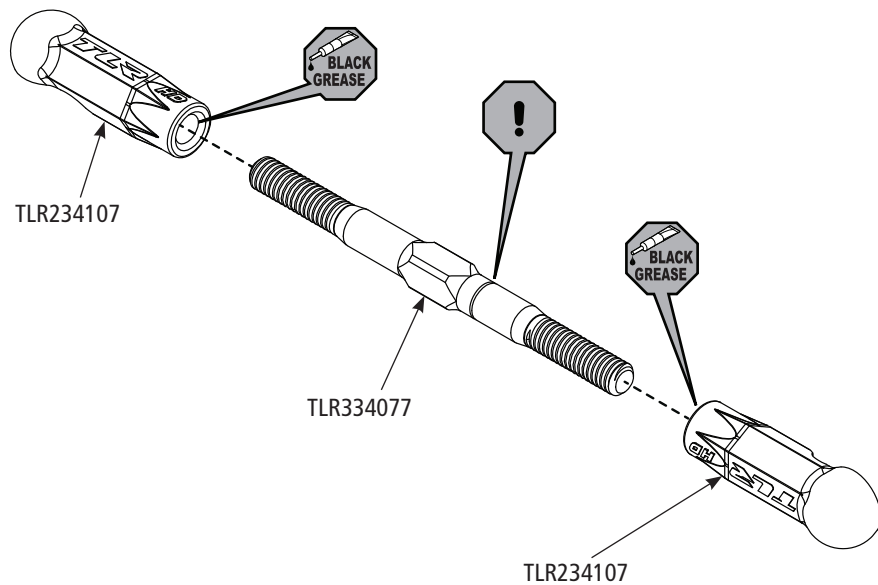
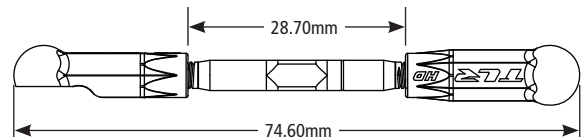


- EN Tighten the diff screws in this order.
- DE Differenzialschrauben in dieser Reihenfolge festziehen.
- FR Serrez les vis du différentiel dans cet ordre.
- IT Stringere le viti del differenziale in questo ordine.

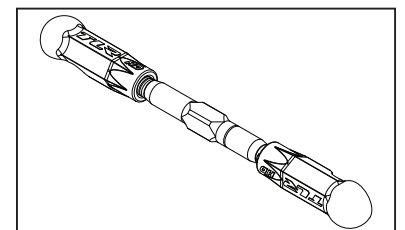


C1**TLR334077 x1****TLR234107 x2**

- EN** Set the servo link aside
DE Servo-Gestänge zur Seite legen
FR Mettez le bras du servo de côté
IT Mettere da parte il leveraggio del servo

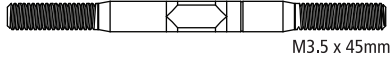
**C2****TLR334077 x2****TLR234107 x4****x2**

- EN** Set the front camber link aside
DE Vordere Spurstange zur Seite legen
FR Mettez le bras de carrossage avant de côté
IT Mettere da parte il leveraggio del camberaggio anteriore



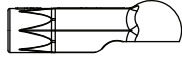
C3

TLR334077 x2



M3.5 x 45mm

TLR234107 x2



TLR234107 x1

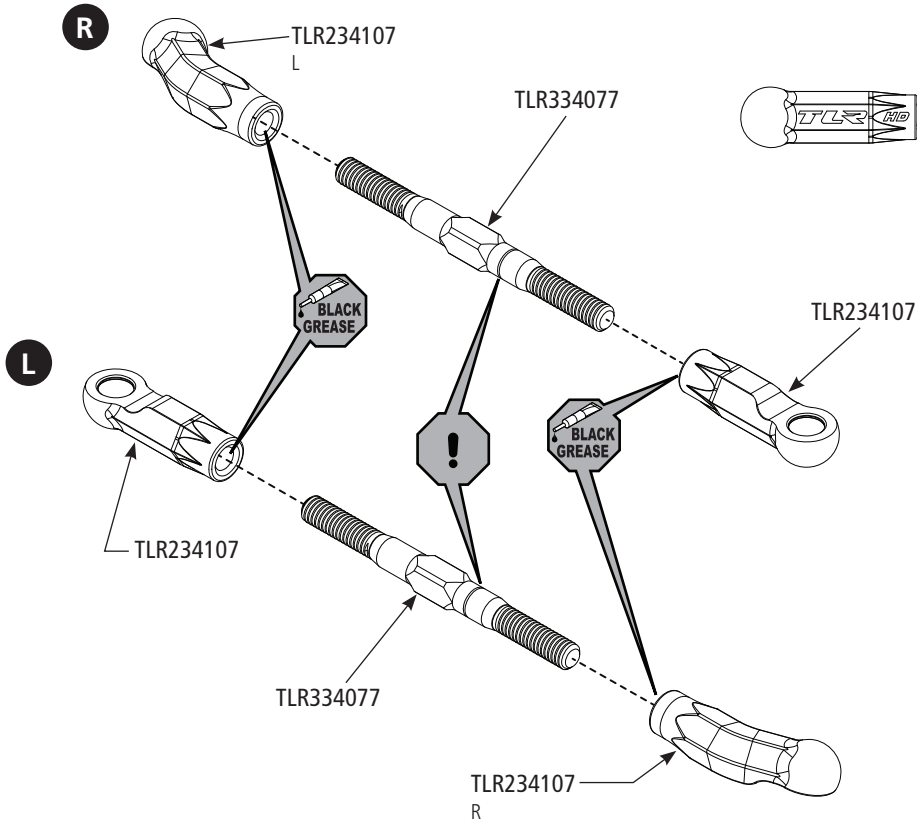


L

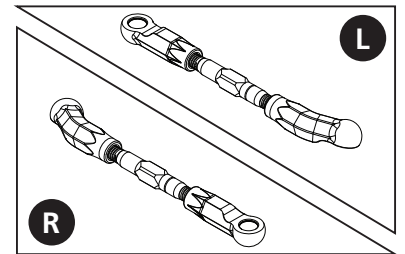
TLR234107 x1



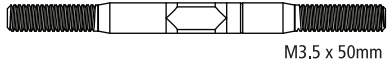
R



- EN** Set the steering links aside
DE Lenkstange zur Seite legen
FR Mettez les tringleries de direction de côté
IT Mettere da parte i tiranti dello sterzo

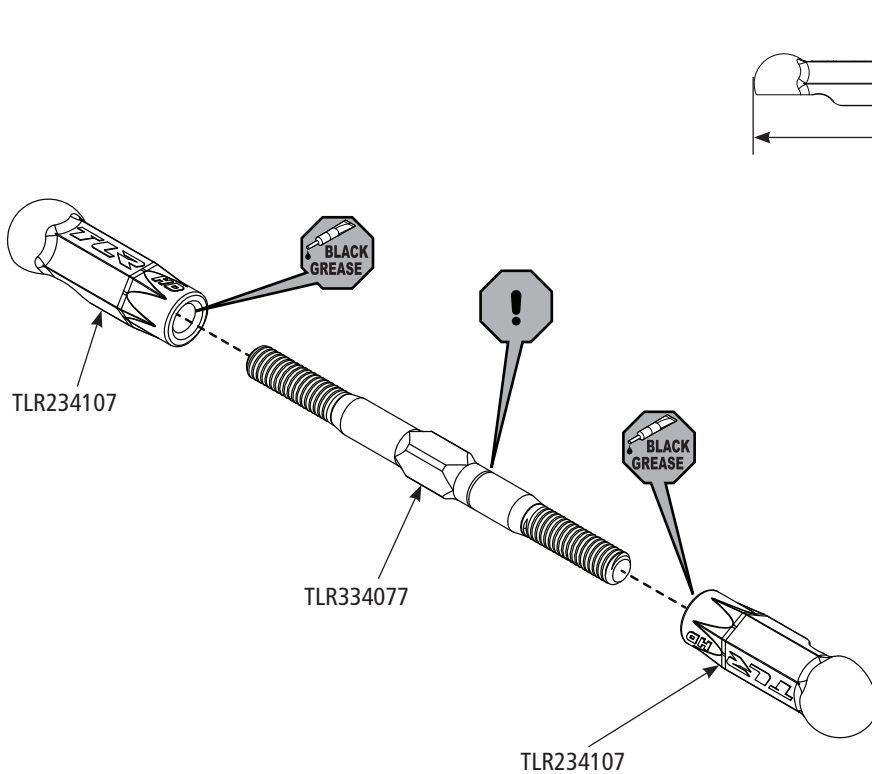
**C4**

TLR334077 x2

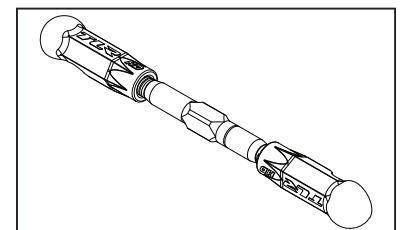


M3.5 x 50mm

TLR234107 x4

**x2**

- EN** Set the rear camber link aside
DE Hintere Spurstange zur Seite legen
FR Mettez le bras de carrossage arrière de côté
IT Mettere da parte il leveraggio del camberaggio posteriore



D1

TLR233060 x8 TLR233061 x4 TLR233061 x4 TLR233060 x4 TLR233060 x4

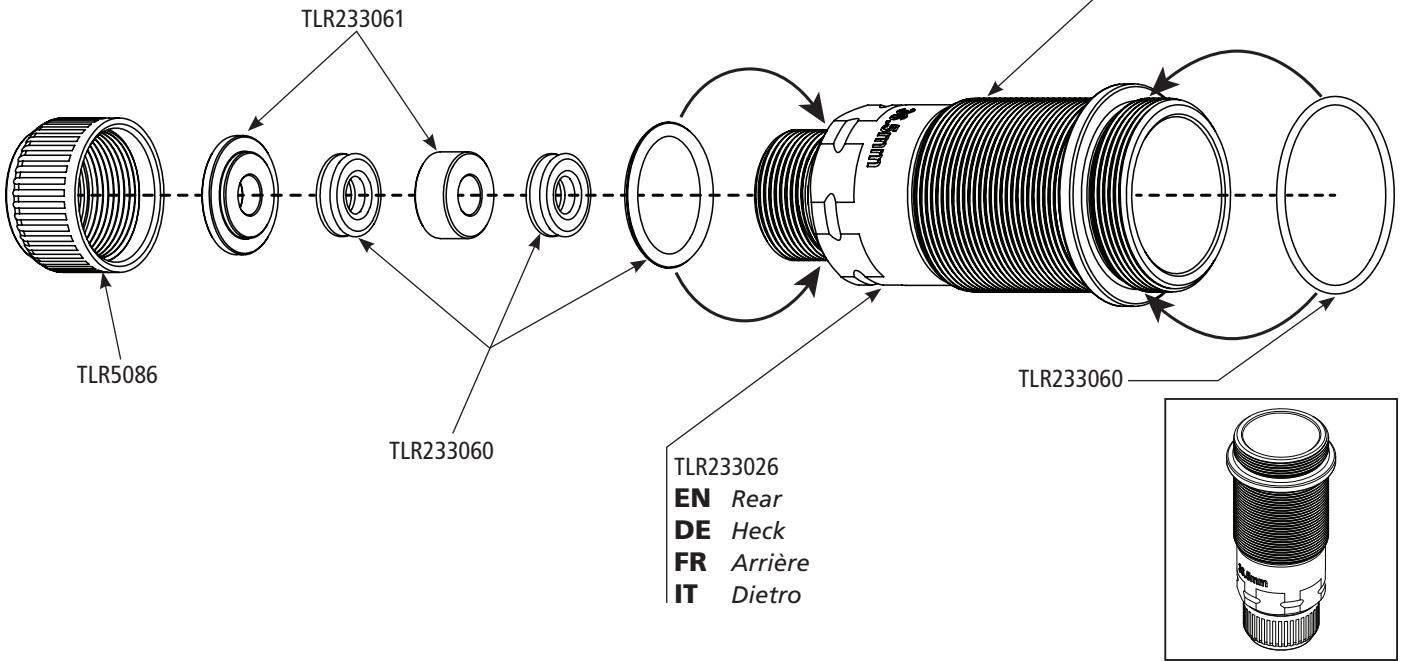
x4

TLR5086 x4

TLR233025 x2

TLR233026 x2

TLR233025
EN Front
DE Front
FR Avant
IT Davanti



TLR233026
EN Rear
DE Heck
FR Arrière
IT Dietro

D2

TLR233043 x4 TLR233043 x4 TLR233062 x2 TLR233031 x4 TLR233031 x4

x2

M2 x 5mm BH

M3,5 x 1mm

EN 1 drop
DE 1 Tropfen
FR 1 goutte
IT 1 goccia

TLR333014 x2

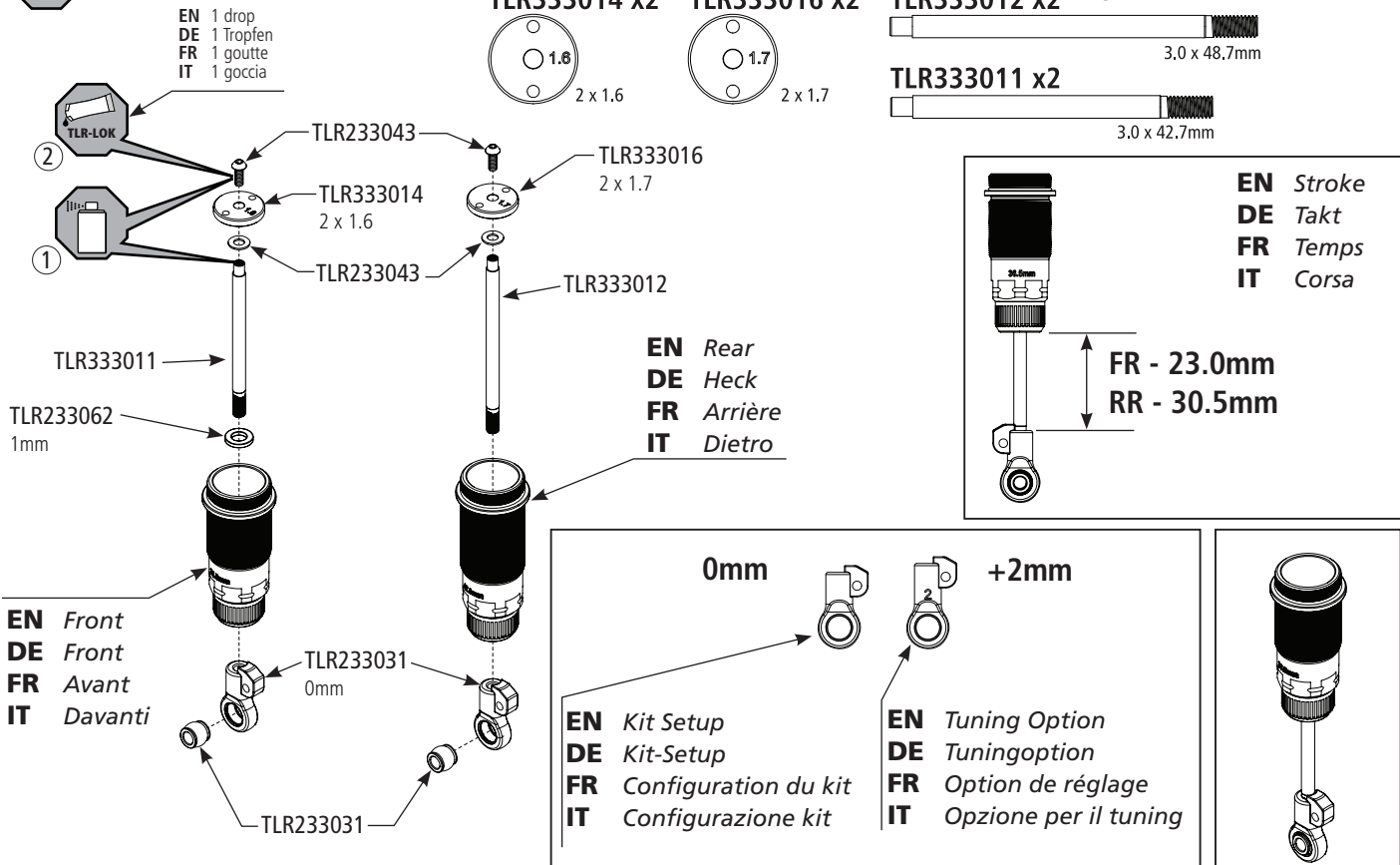
TLR333016 x2

TLR333012 x2

3,0 x 48,7mm

TLR333011 x2

3,0 x 42,7mm



EN Stroke
DE Takt
FR Temps
IT Corsa

FR - 23.0mm
 RR - 30.5mm

EN Rear
DE Heck
FR Arrière
IT Dietro

EN Front
DE Front
FR Avant
IT Davanti

0mm

+2mm

EN Kit Setup
DE Kit-Setup
FR Configuration du kit
IT Configurazione kit

EN Tuning Option
DE Tuningoption
FR Option de réglage
IT Opzione per il tuning

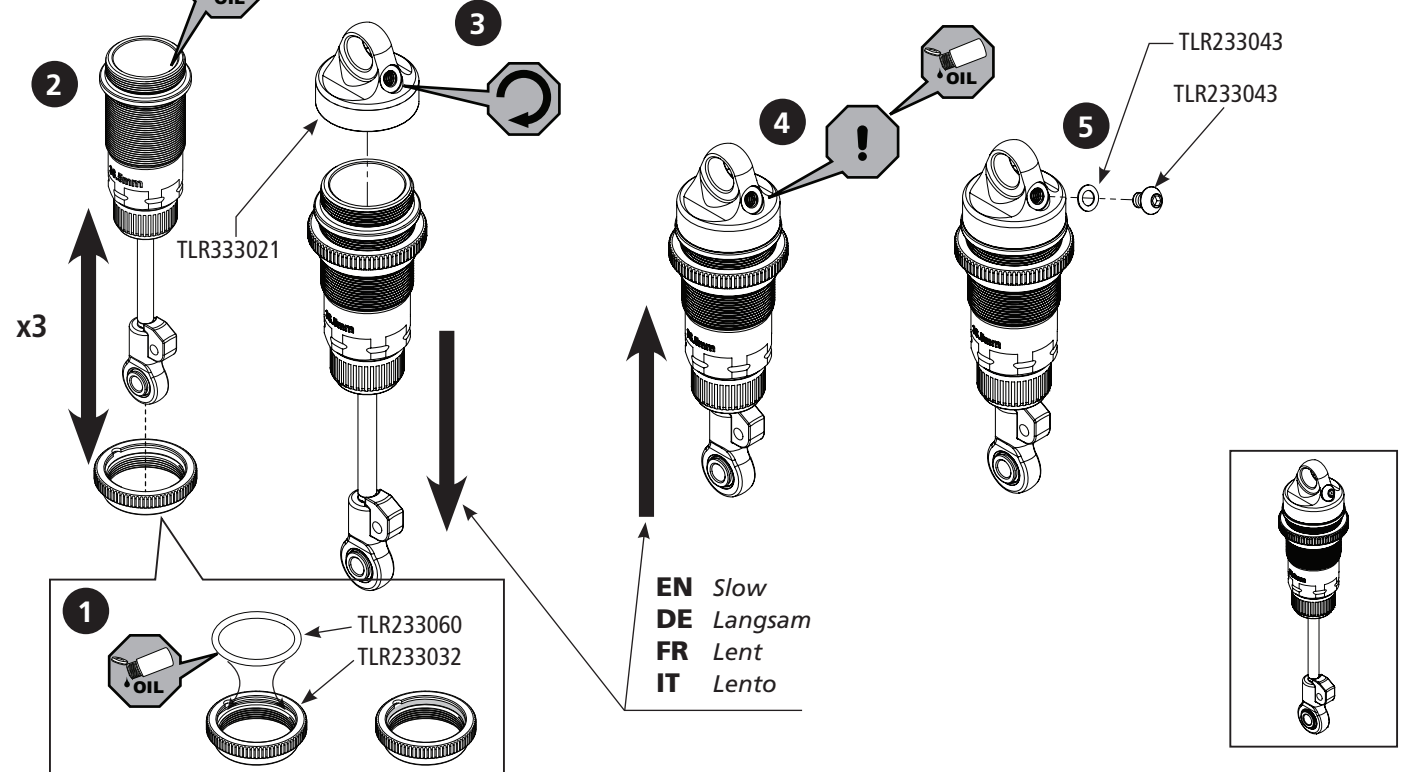
D3

TLR233043 x4 TLR233043 x4 TLR233060 x4 TLR333021 x4 TLR233032 x4

M2.5 x 3mm BH

x4

FR - 42.5wt
RR - 40wt



D4

TLR235010 x4 TLR233062 x4 TLR233030 x2 TLR233030 x2 TLR233053 x2

x2

EN Front
DE Front
FR Avant
IT Davanti

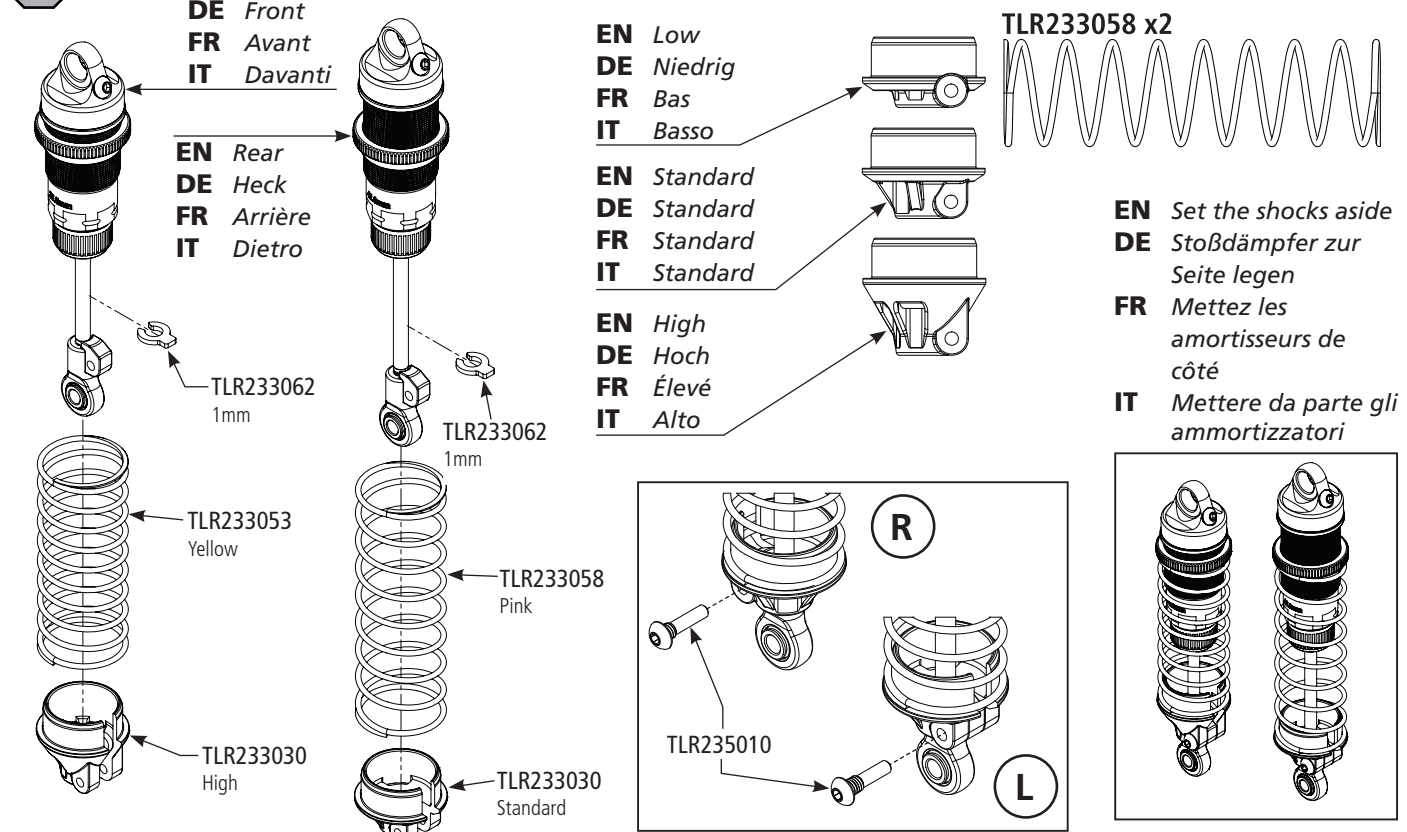
EN Rear
DE Heck
FR Arrière
IT Dietro

EN Low
DE Niedrig
FR Bas
IT Basso

EN Standard
DE Standard
FR Standard
IT Standard

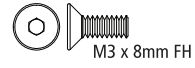
EN High
DE Hoch
FR Élevé
IT Alto

EN Set the shocks aside
DE Stoßdämpfer zur Seite legen
FR Mettez les amortisseurs de côté
IT Mettere da parte gli ammortizzatori

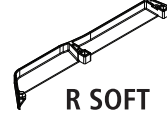


E1

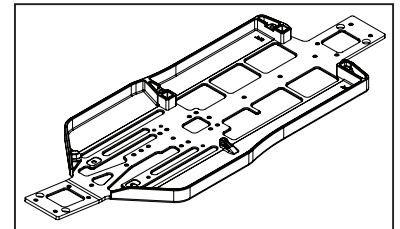
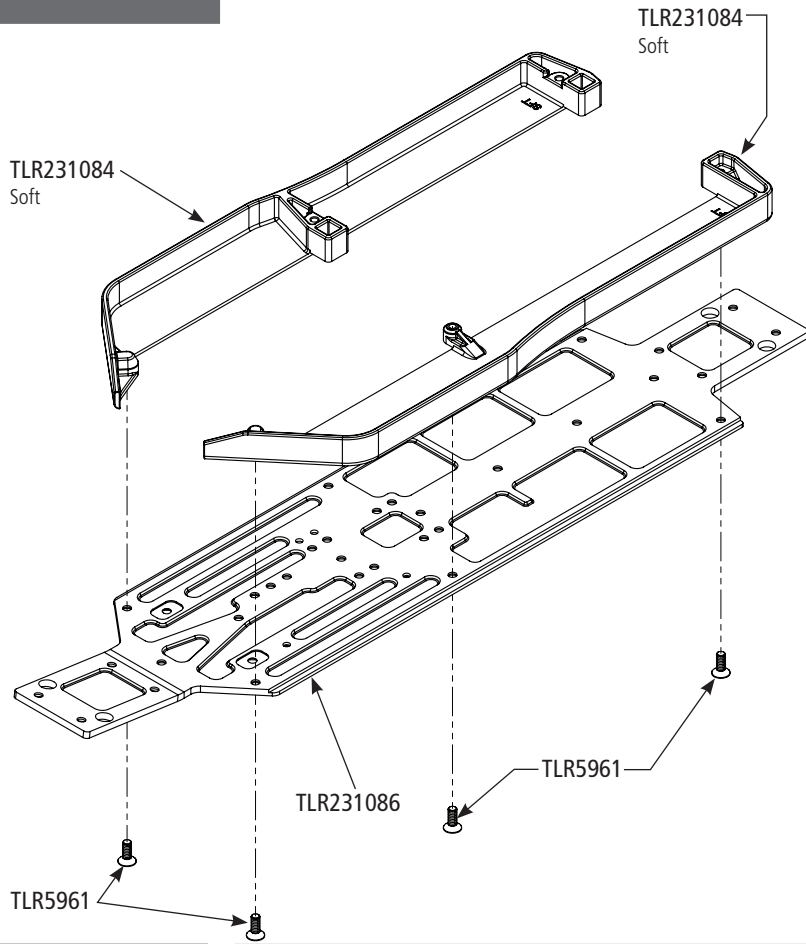

TLR5961 x4



TLR231084 x1

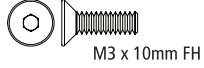


TLR231084 x1

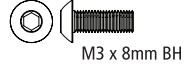


E2

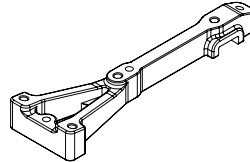
TLR5962 x7



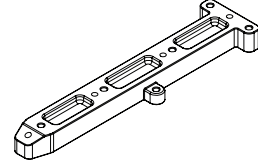
TLR5902 x5



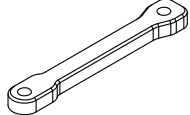
TLR231087 x1



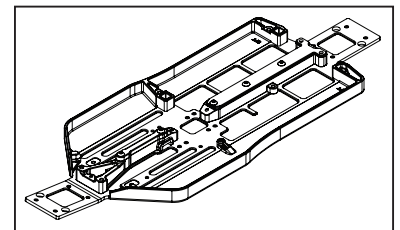
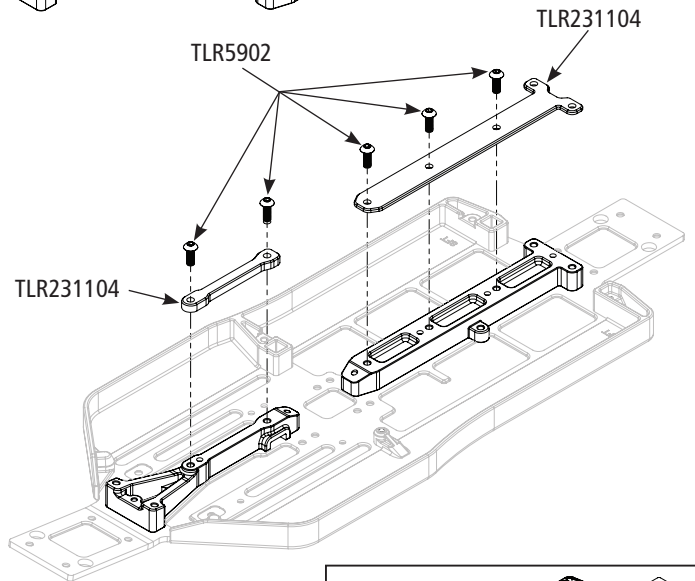
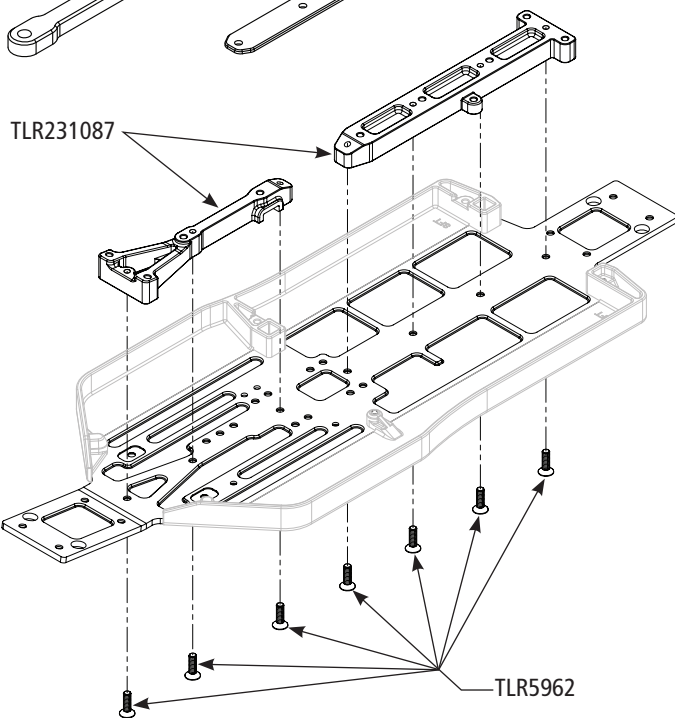
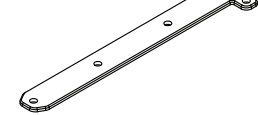
TLR231087 x1



TLR231104 x1

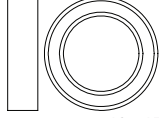


TLR231104 x1



E3

LOSA6943 x2



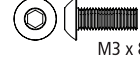
10 x 15 x 4mm BB

TLR5961 x4



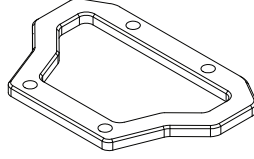
M3 x 8mm FH

TLR5902 x1

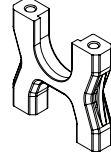


M3 x 8mm BH

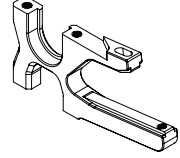
TLR232125 x1



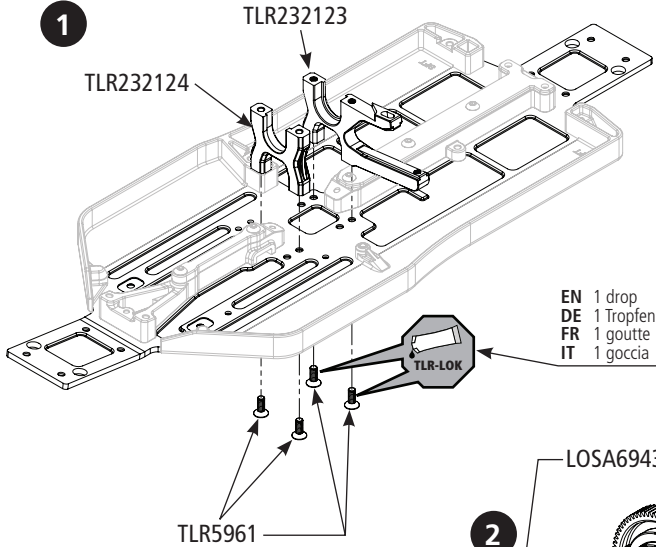
TLR232124 x1



TLR232123 x1

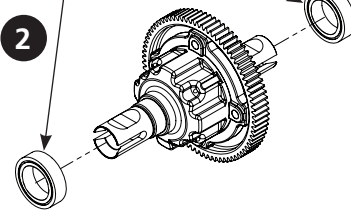


1

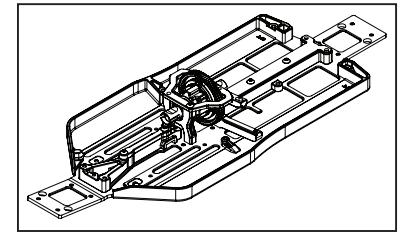
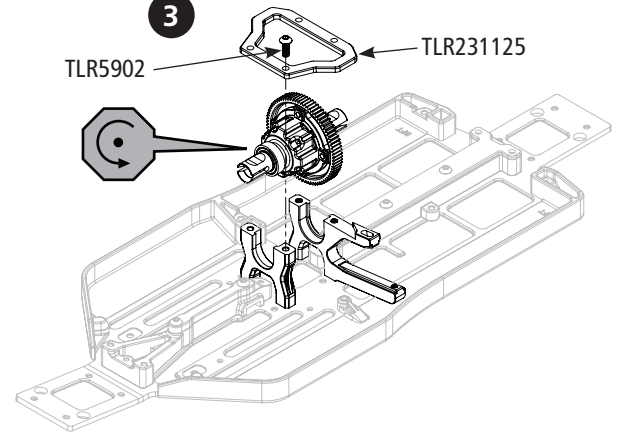


EN 1 drop
DE 1 Tropfen
FR 1 goutte
IT 1 goccia

2



3



E4

TLR336007 x2



M3 x 1mm

TLR6025 x2

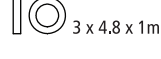


M4,8 x 6mm

TLR231078 x2



TLR231078 x2



3 x 4,8 x 1mm

TLR231078 x4



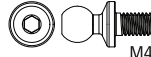
M3 x 6 x 2,5mm BB

TLR5902 x2



M3 x 8mm BH

TLR6024 x1



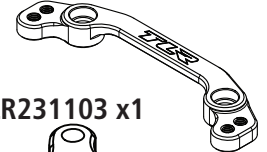
M4,8 x 8mm

TLR336004 x1

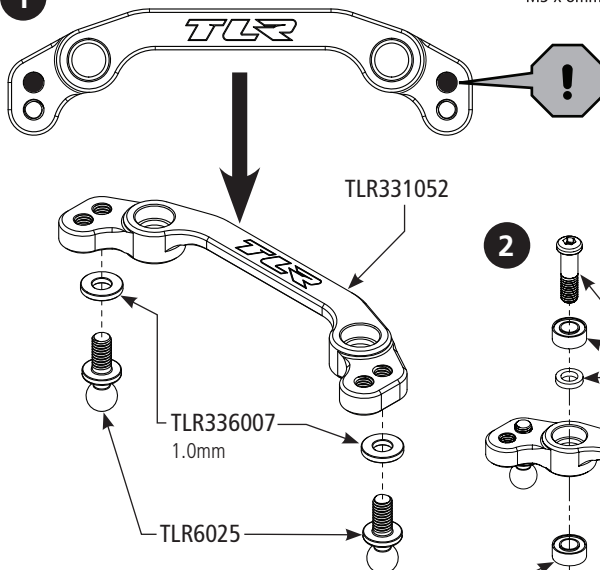


M3,5 x ,5 x 5,5mm

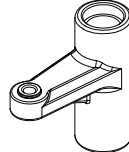
TLR331052 x1



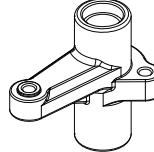
1



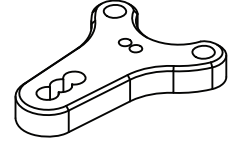
TLR231089 x1



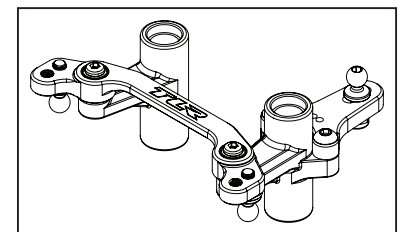
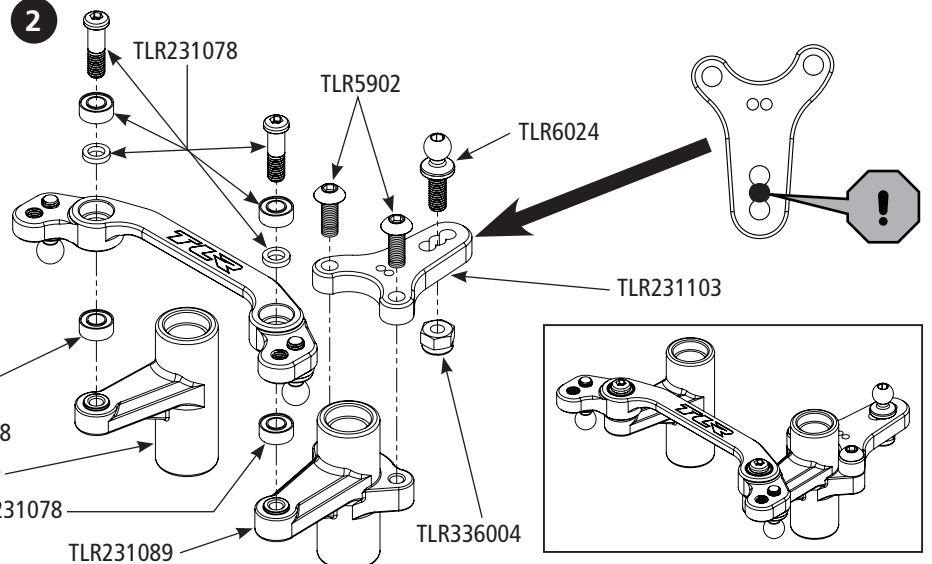
TLR231089 x1



TLR231103 x1



2



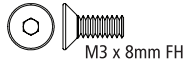
E5

TLR237000 x4



5 x 8 x 2,5mm BB

TLR5961 x2



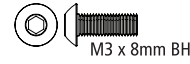
M3 x 8mm FH

TLR5901 x1



M3 x 6mm BH

TLR5902 x2




M3 x 8mm BH

TLR236013 x2

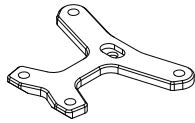


5 x 6 x 0,5mm

TLR231098 x2



TLR331057 x1



TLR231091 x1



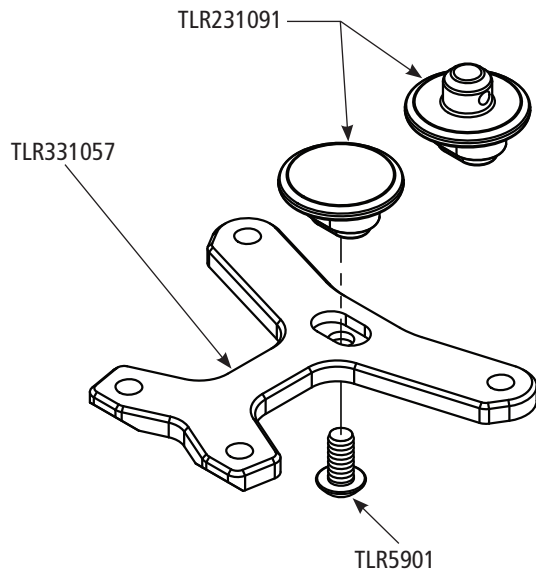
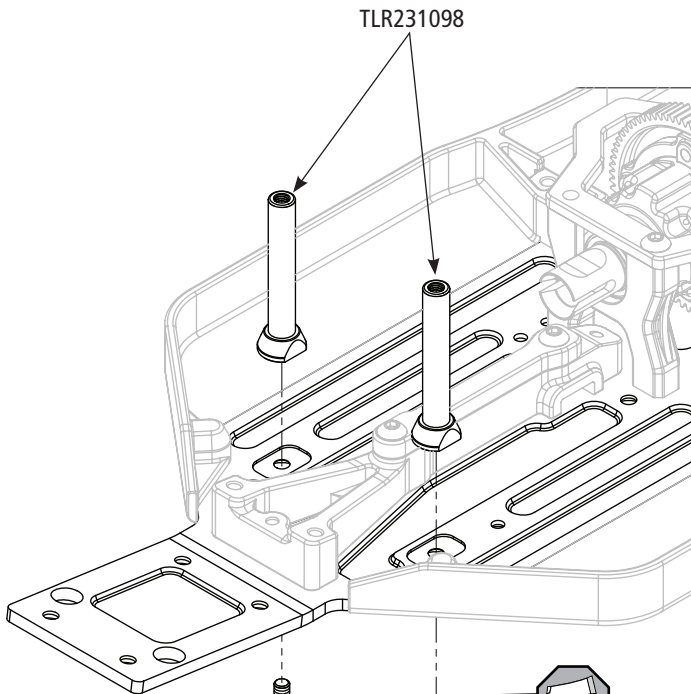
TLR231091 x1



TLR231091

TLR331057

TLR5901



TLR5961



EN 1 drop
DE 1 Tropfen
FR 1 goutte
IT 1 goccia

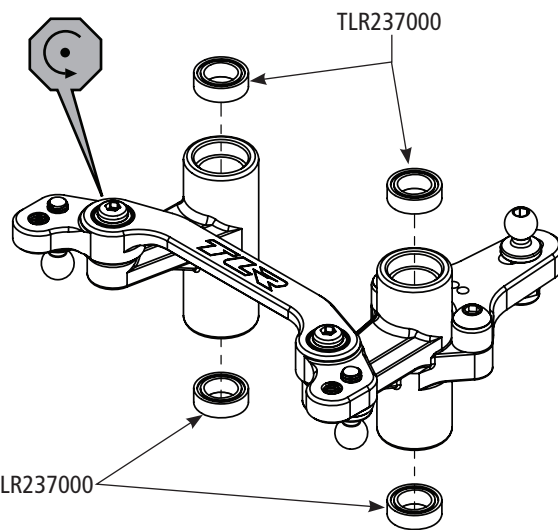
TLR5902

EN 1 drop
DE 1 Tropfen
FR 1 goutte
IT 1 goccia

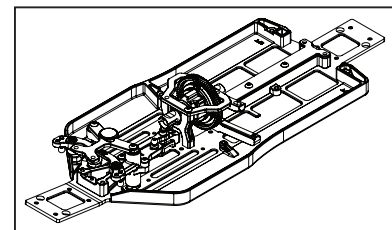
TLR236013

TLR236013

EN 1 drop
DE 1 Tropfen
FR 1 goutte
IT 1 goccia

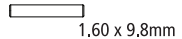


TLR237000



F1

TLR332074 x1



1.60 x 9.8mm

TLR332074 x1



TLR232110 x1



2 x 7.7mm

TLR6312 x1



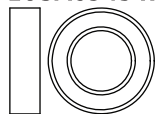
M2.5 x 0.45 x 5.0mm

TLR6932 x1



5 x 10 x 4mm BB

LOSA6945 x1



8 x 14 x 4mm BB

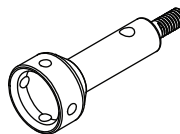
TLR232110 x1



TLR232132 x1




TLR232109 x1



TLR232126 x1

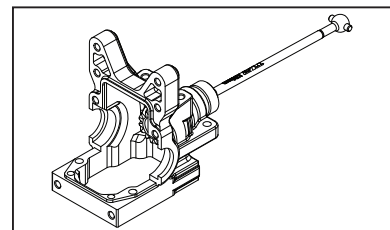
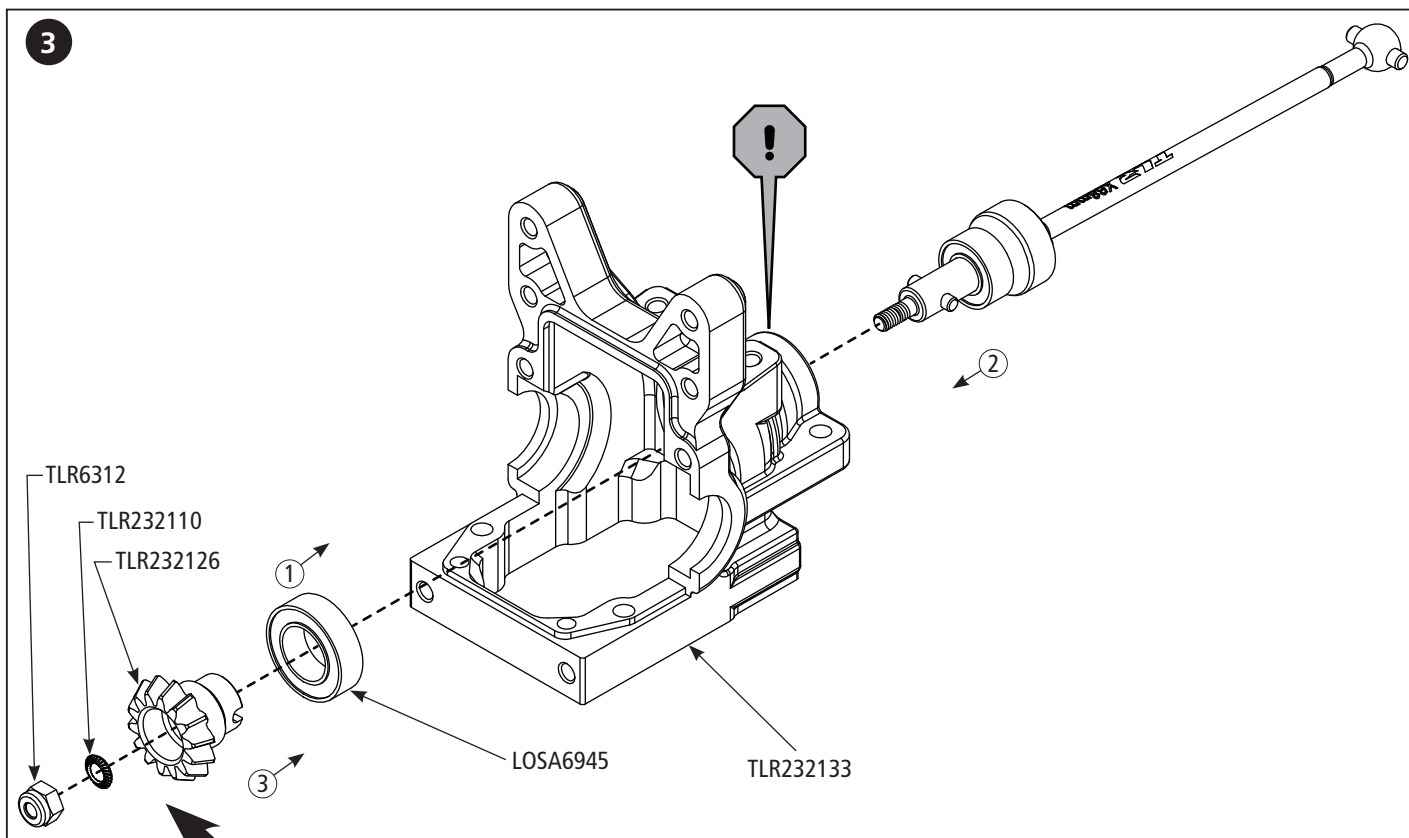
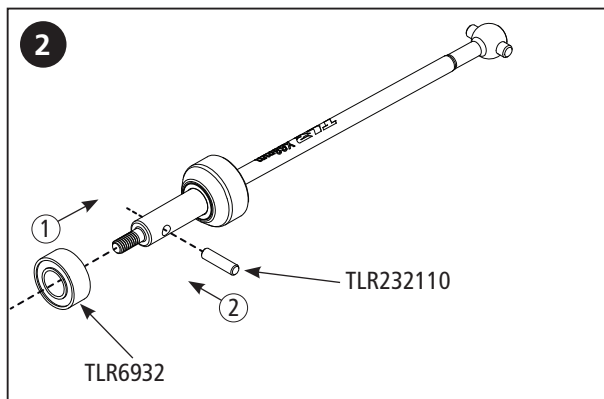
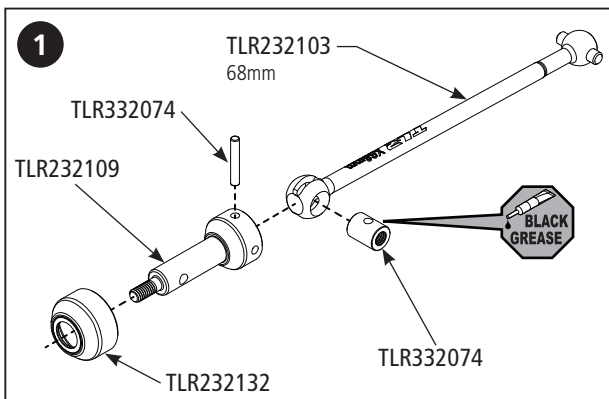
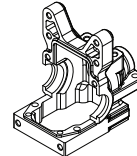


TLR232103 x1



X68mm

TLR232133 x1



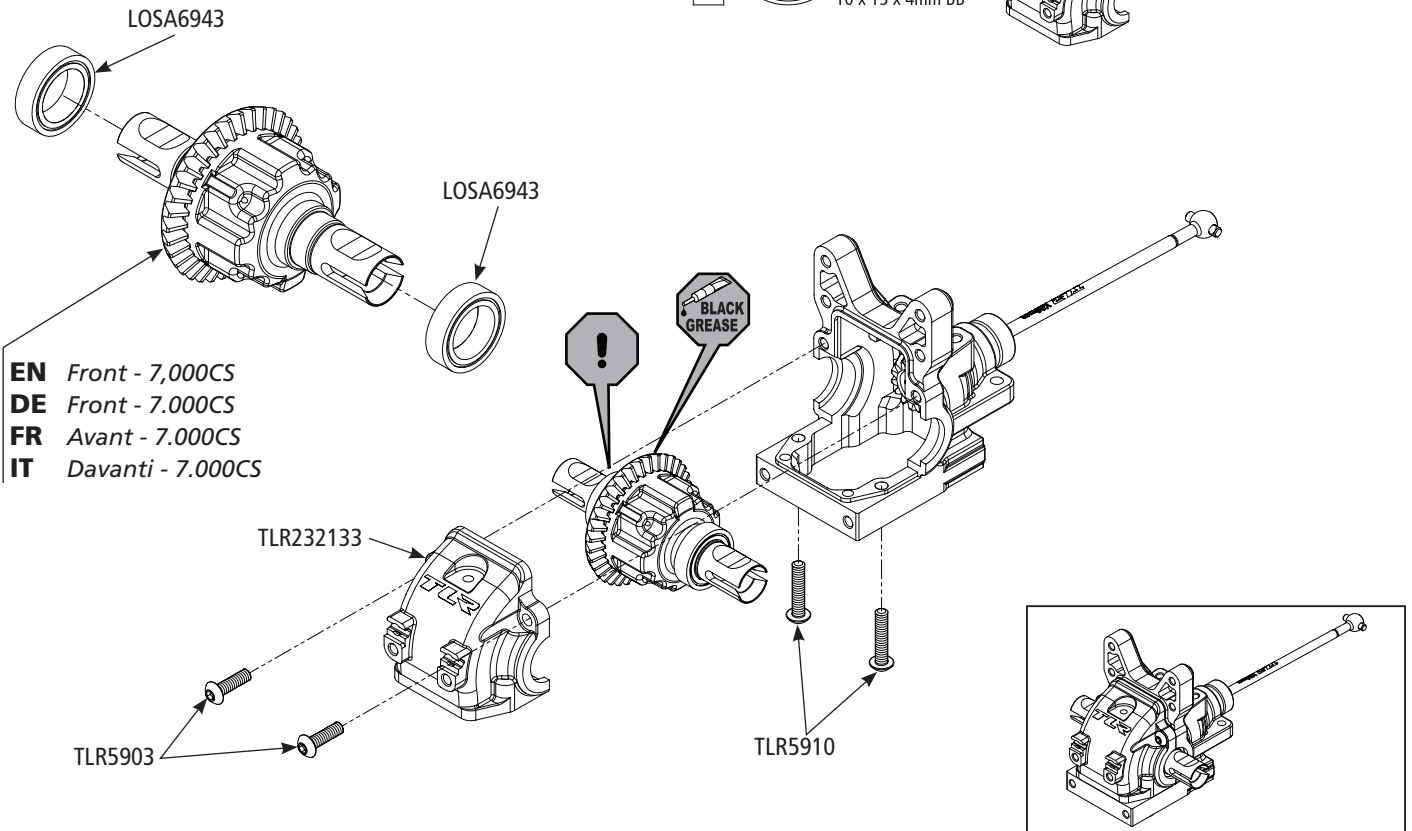
F2

TLR5903 x2
M3 x 10mm BH

TLR5910 x2
M3 x 14mm BH

LOSA6943 x2
10 x 15 x 4mm BB

TLR232133 x1



EN Front - 7.000CS
DE Front - 7.000CS
FR Avant - 7.000CS
IT Davanti - 7.000CS

F3

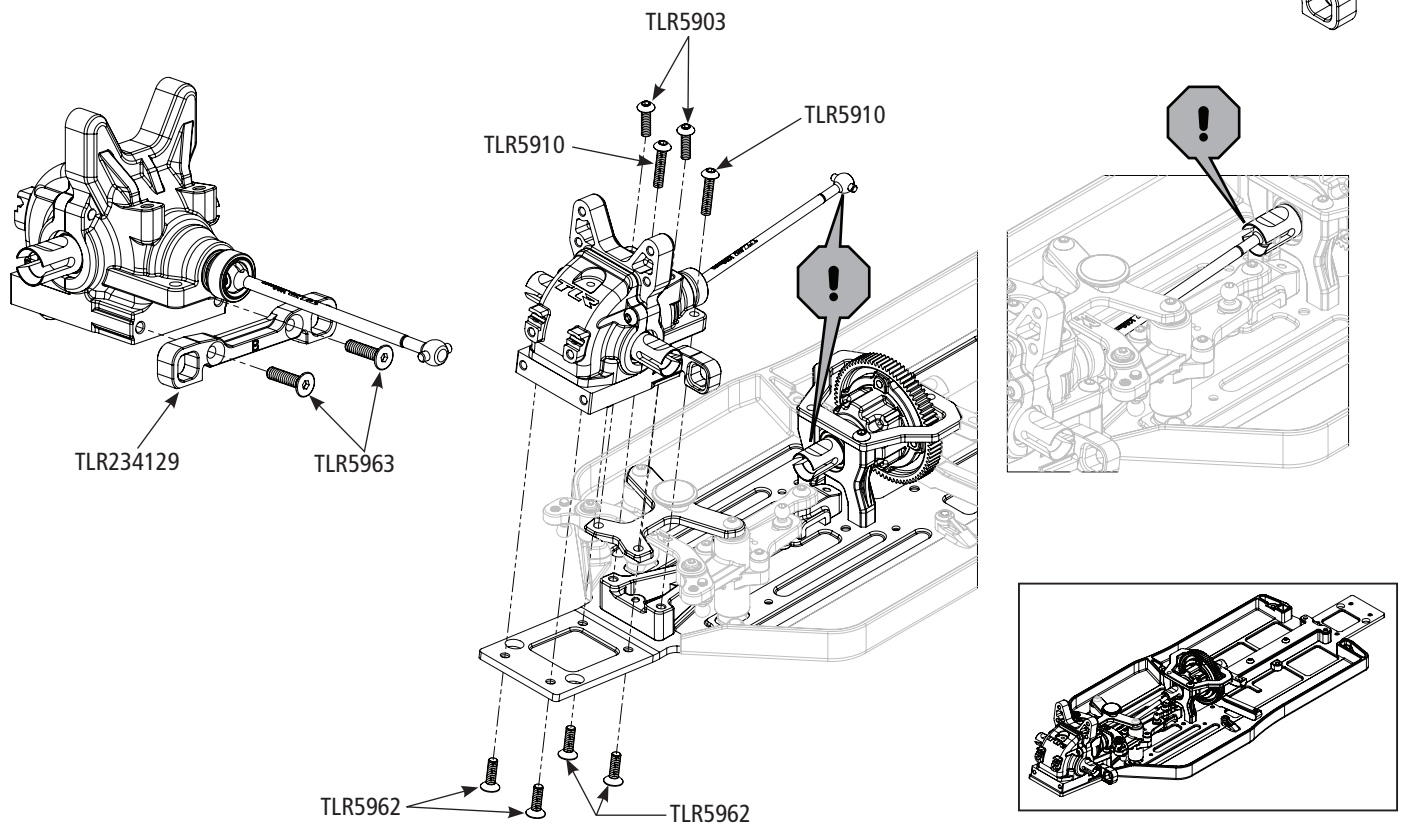
TLR5963 x2
M3 x 12mm FH

TLR5910 x2
M3 x 14mm BH

TLR5903 x2
M3 x 10mm BH

TLR5962 x4
M3 x 10mm FH

TLR234129 x1



F4

TLR336005 x2



M3 x 0.5 x 5.5mm
Flanged

TLR5903 x4



M3 x 10mm BH

TLR6023 x2

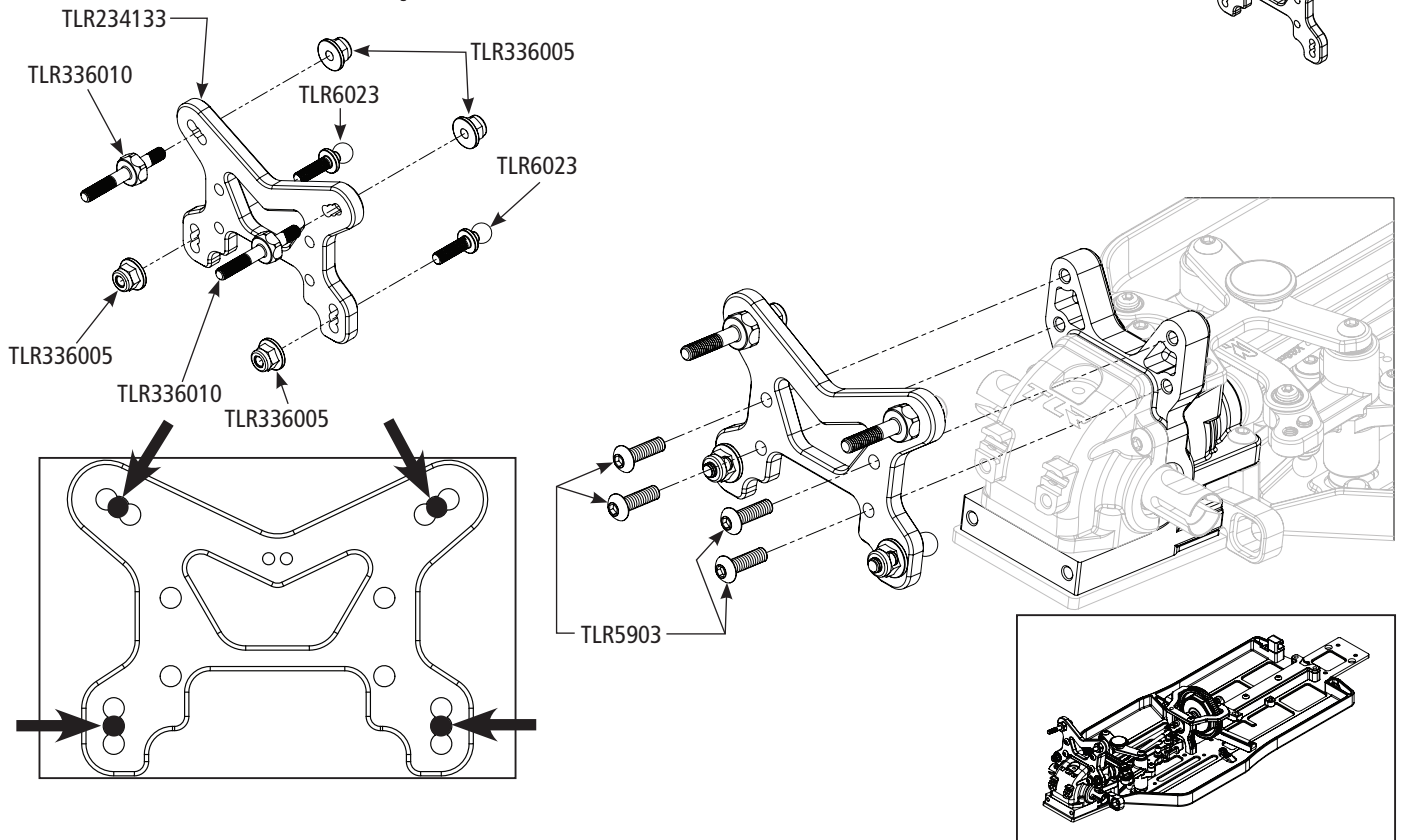
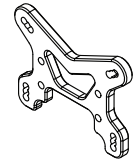


4.8 x 10mm

TLR336010 x2

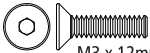


TLR234133 x1



F5

TLR5963 x2



M3 x 12mm FH

TLR5901 x1

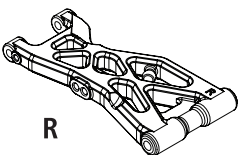


M3 x 6mm BH

TLR234132 x4

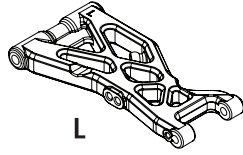


TLR234112 x1



R

TLR234112 x1



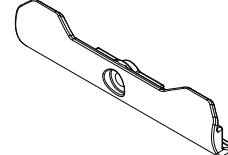
L

TLR234124 x2

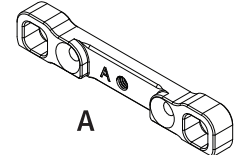


3.5 x 49mm

TLR231093 x1

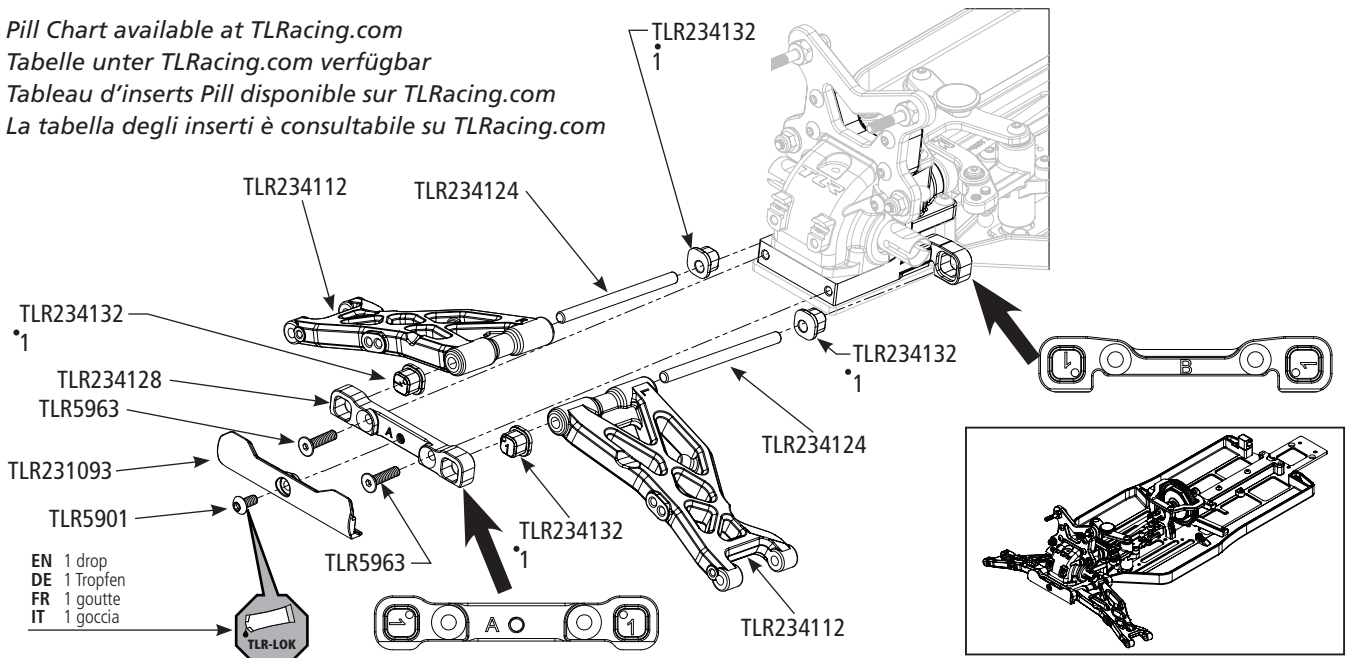


TLR234128 x1



A

EN Pill Chart available at TLRacing.com
DE Tabelle unter TLRacing.com verfügbar
FR Tableau d'inserts Pill disponible sur TLRacing.com
IT La tabella degli inserti è consultabile su TLRacing.com



EN 1 drop
 DE 1 Tropfen
 FR 1 goutte
 IT 1 goccia



G1

LOS235011 x4
M3 x 3mm

TLR5902 x2
M3 x 8mm BH

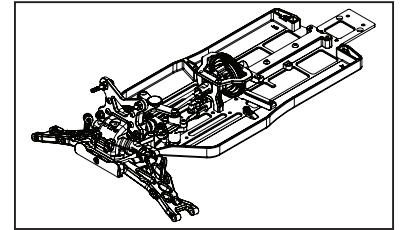
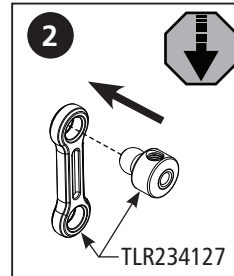
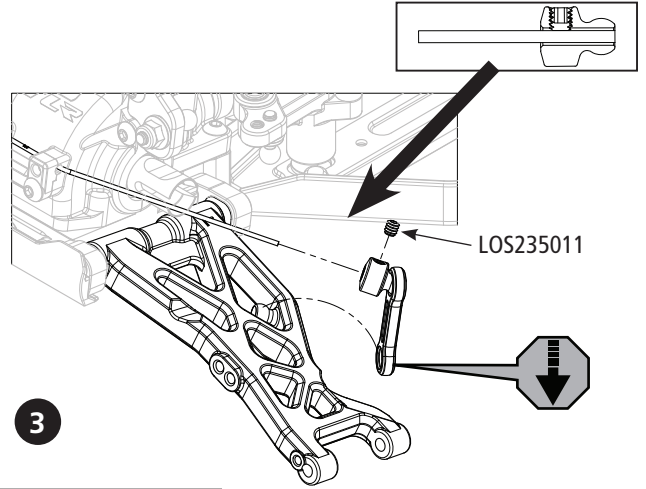
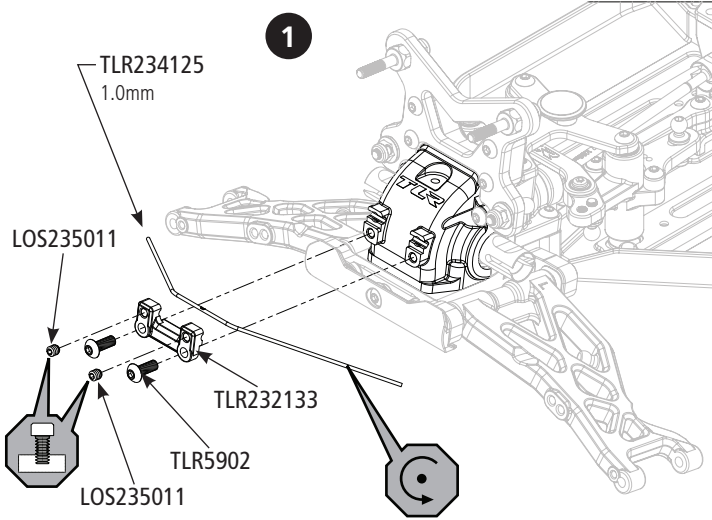
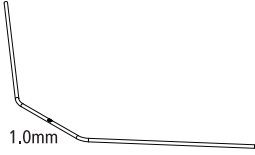
TLR234127 x2

TLR234127 x2

TLR232133 x1



TLR234125 x1



G2

TLR332074 x2
1.60 x 9.8mm

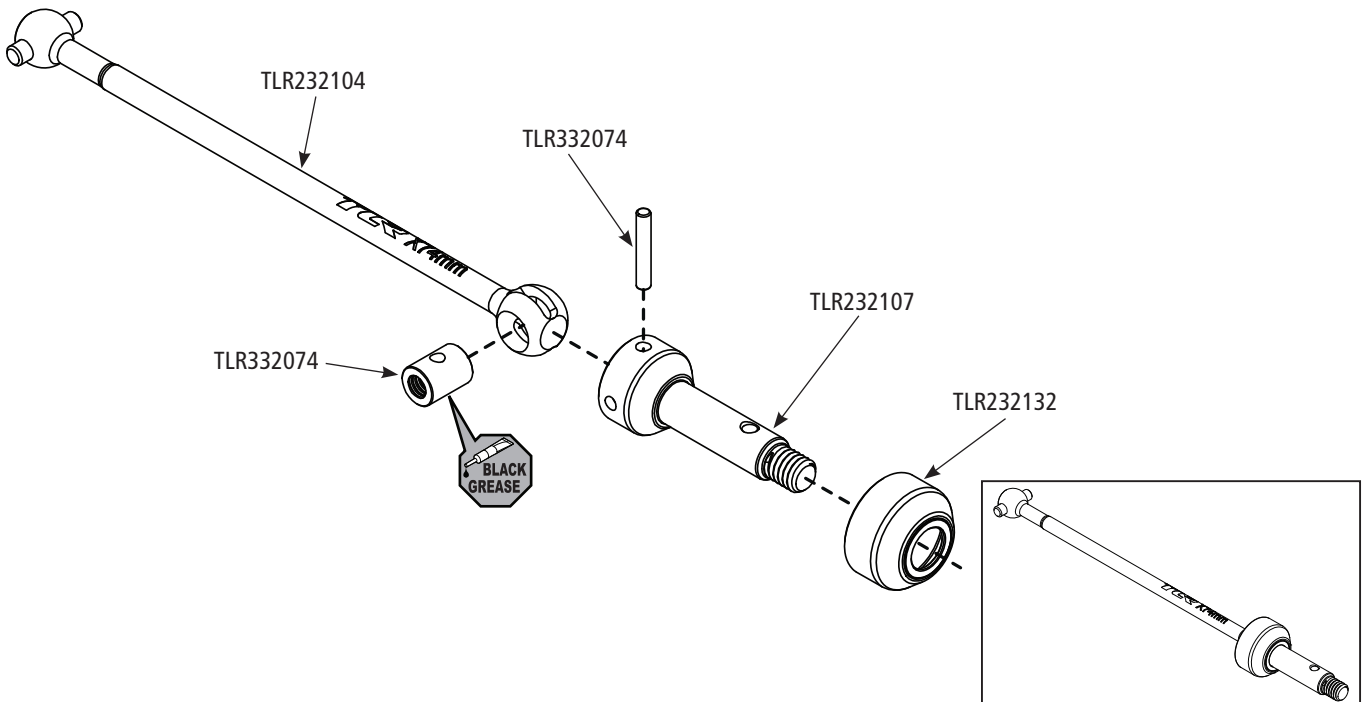
TLR332074 x2

TLR232107 x2

TLR232132 x2



TLR232104 x2



G3



TLR232002 x2
1.62 x 10mm

TLR6025 x2
4.8 x 6mm

TLR5902 x4
M3 x 8mm BH

TLR336004 x2
M3 x 0.5 x 5.5mm

TLR6932 x2
5 x 10 x 4mm BB

LOSA6955 x2
5 x 13 x 4mm BB

TLR236013 x2

TLR232111 x2
M1.6 x 5mm CH

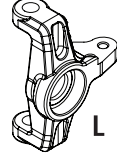
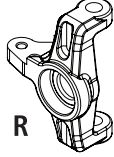
TLR231096 x1
R

TLR231096 x1
L

TLR232111 x2

TLR234116 x1
R

TLR234116 x1
L



TLR6025

TLR5902

1

TLR336004

TLR231096

2

TLR234116

LOSA6955

TLR6932

TLR236013

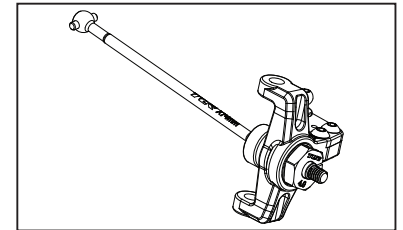
3

TLR232111

TLR232002

1

2



G4



TLR6025 x2
4.8 x 6mm

TLR5904 x4
M3 x 12mm BH

TLR234117 x4
1.7mm

TLR234119 x1
9R

TLR234119 x1
9L

EN 1 drop
DE 1 Tropfen
FR 1 goutte
IT 1 goccia

TLR-LOK

TLR6025

TLR234117
1.7mm

TLR5904

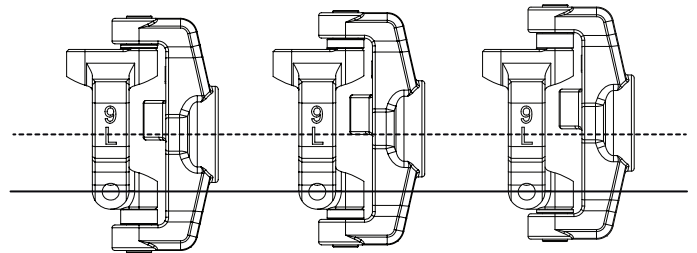
TLR-LOK

TLR234119

0mm

+1mm

+2mm



EN 1 drop
DE 1 Tropfen
FR 1 goutte
IT 1 goccia

0.7mm

1.7mm

2.7mm

2.7mm

1.7mm

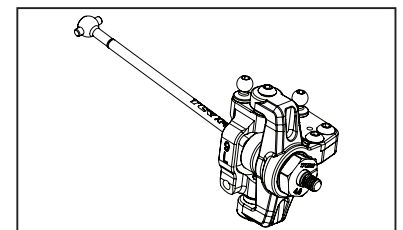
0.7mm

TLR234117
1.7mm

TLR-LOK

TLR5904

EN 1 drop
DE 1 Tropfen
FR 1 goutte
IT 1 goccia



G5

TLR233043 x2

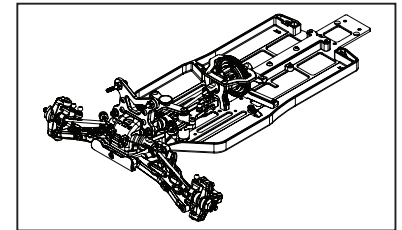
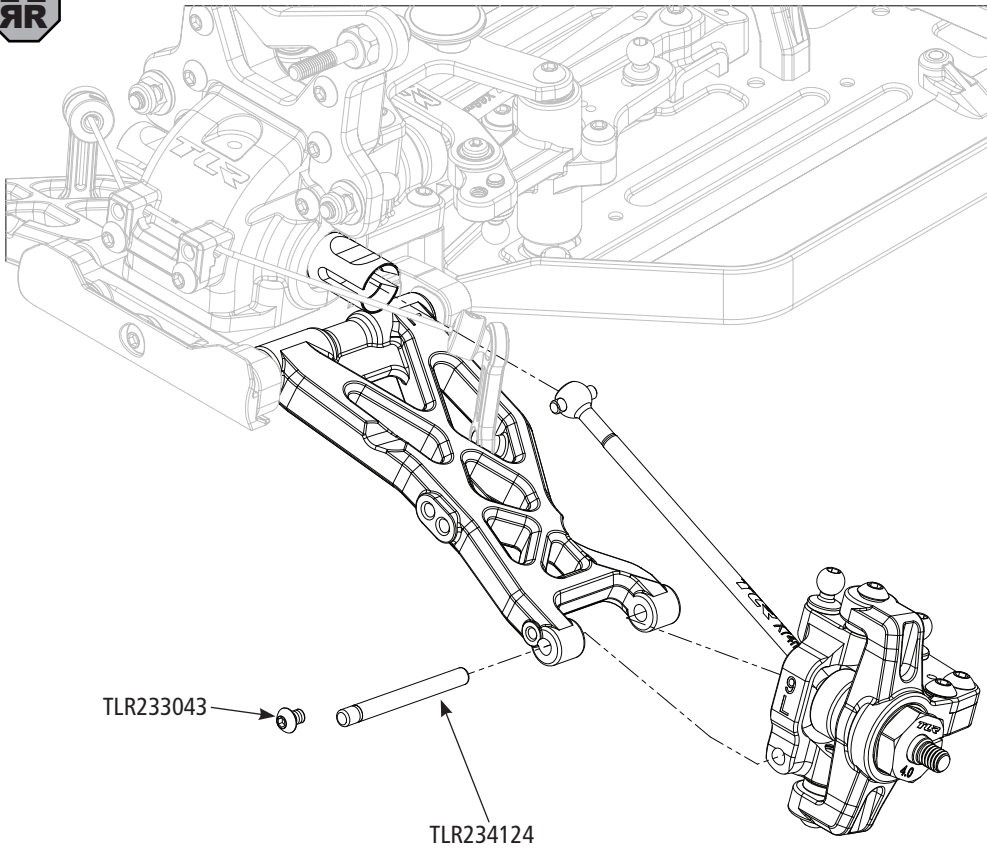
TLR234124 x2



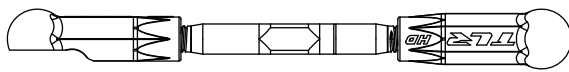
M2,5 x 3mm BH



3 x 30mm



G6



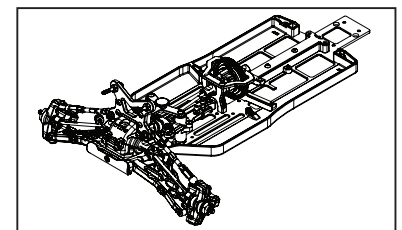
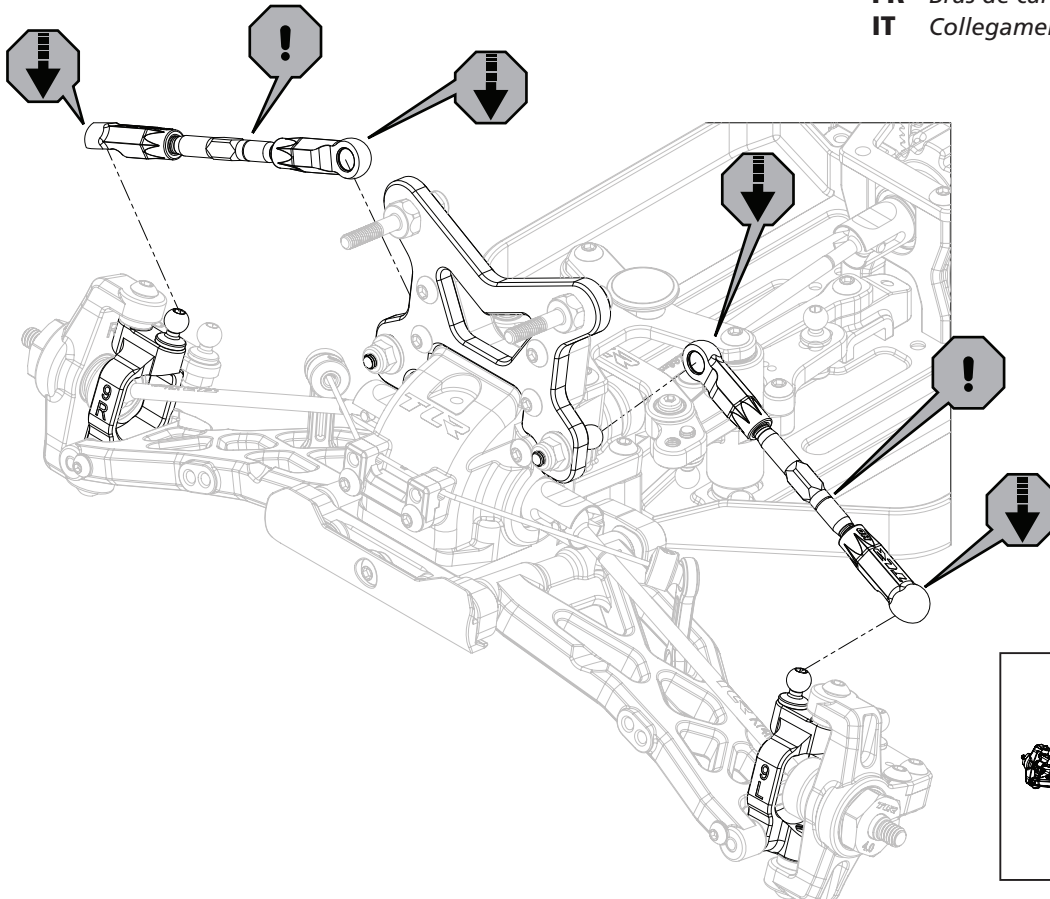
x2

EN Front camber link

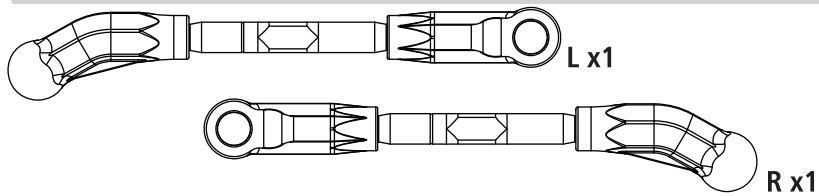
DE Vordere Spurstange

FR Bras de carrossage avant

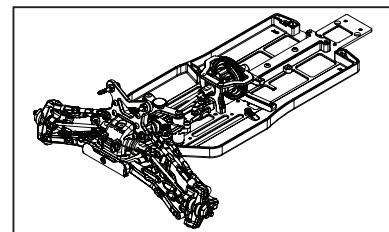
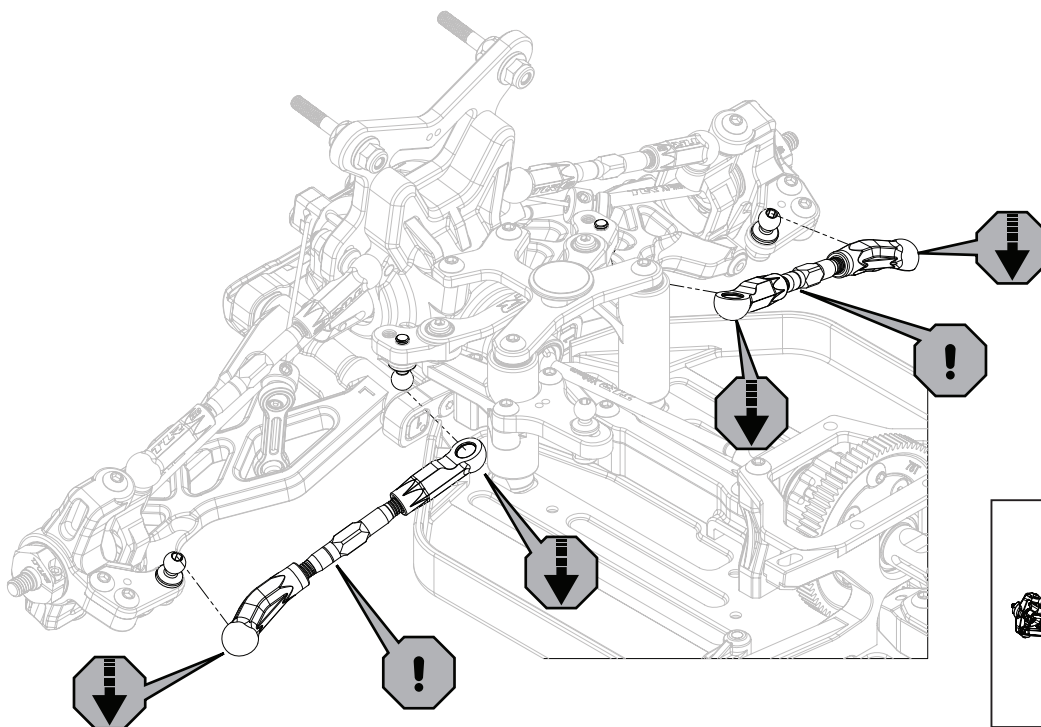
IT Collegamento camberaggio anteriore



G7



EN Steering link
 DE Lenkstange
 FR Tringlerie de direction
 IT Collegamento sterzo



G8

TLR336005 x2



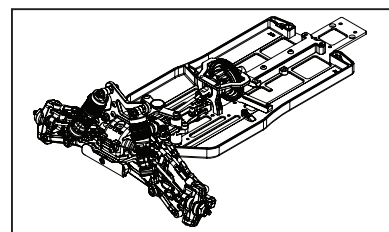
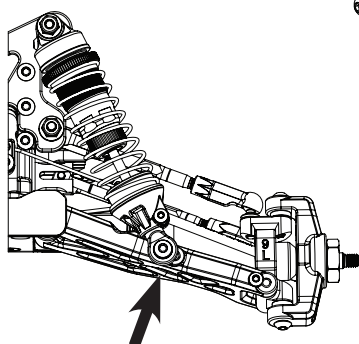
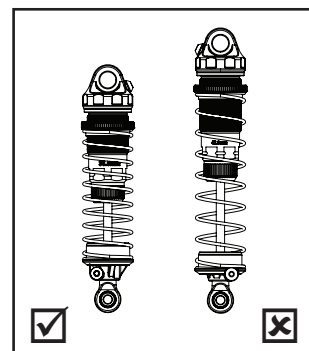
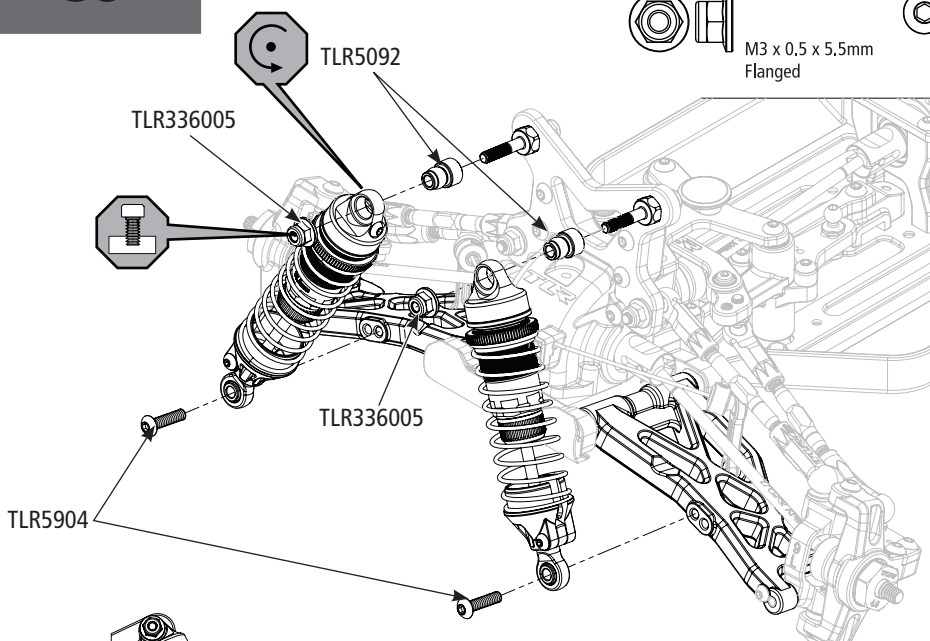
M3 x 0,5 x 5,5mm
 Flanged

TLR5904 x2



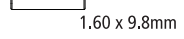
M3 x 12mm BH

TLR5902 x2



H1

TLR332074 x1



1.60 x 9.8mm

TLR332074 x1



TLR232110 x1



TLR6312 x1



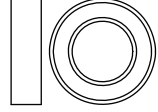
M2,5 x 0,45 x 5,0mm

TLR6932 x1



5 x 10 x 4mm BB

LOSA6945 x1



8 x 14 x 4mm BB

TLR232110 x1

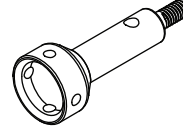


2 x 7.7mm

TLR232132 x1




TLR232109 x1



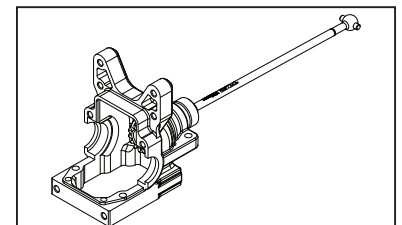
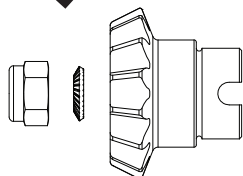
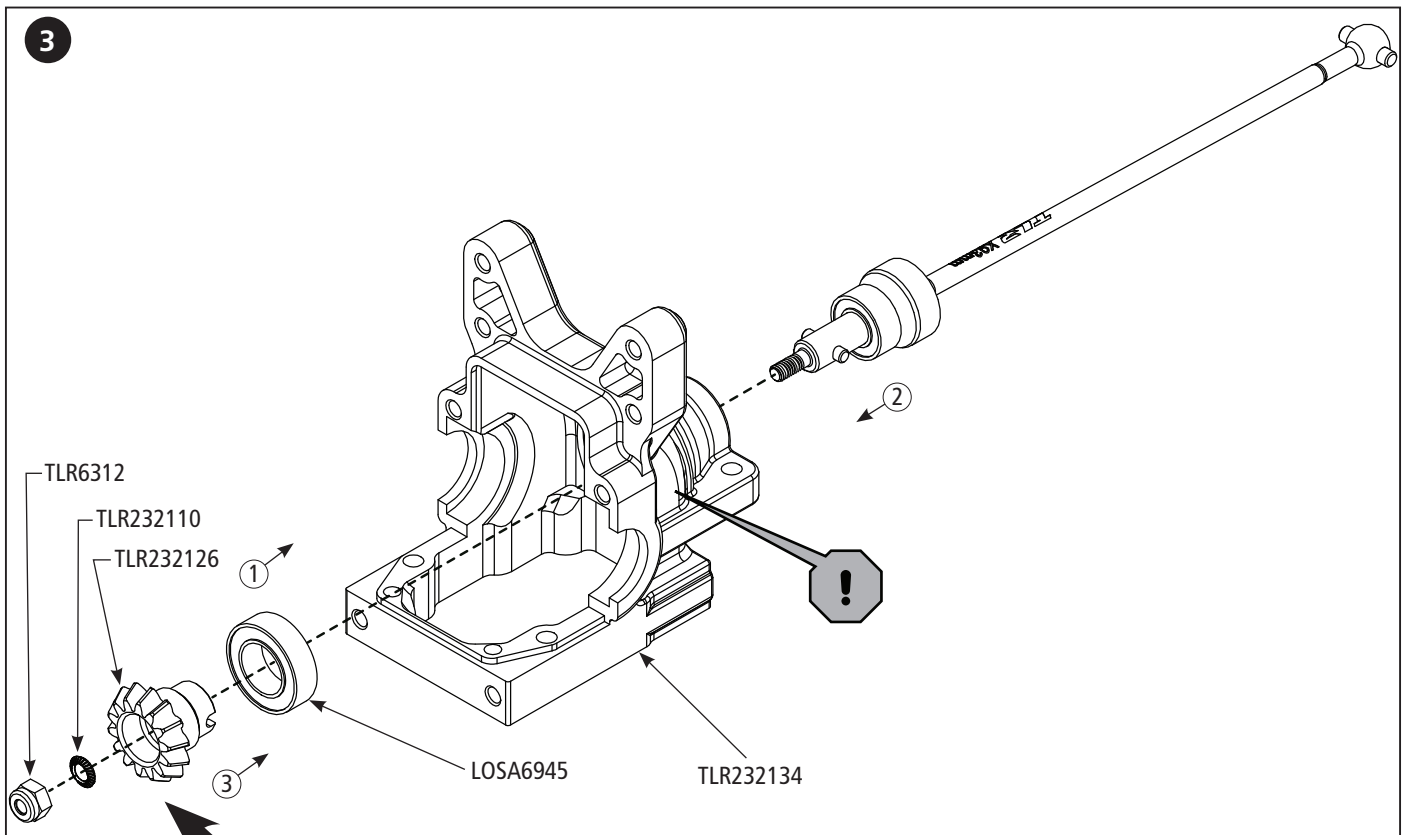
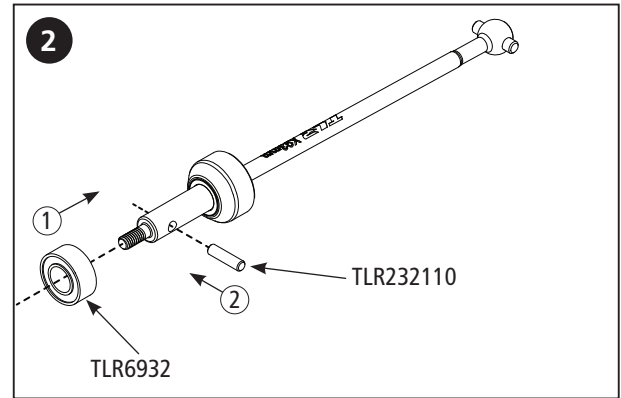
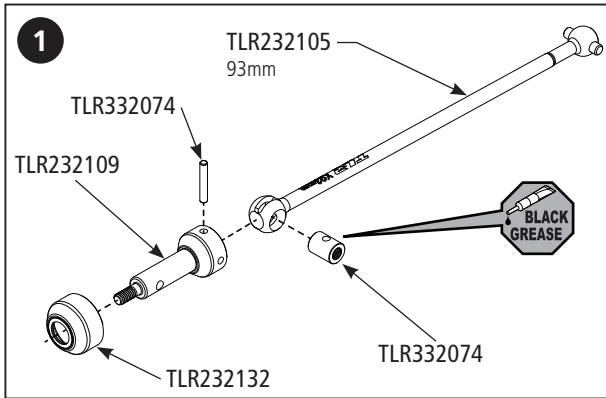
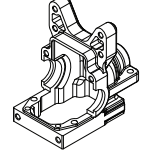
TLR232126 x1



TLR232105 x1



TLR232134 x1



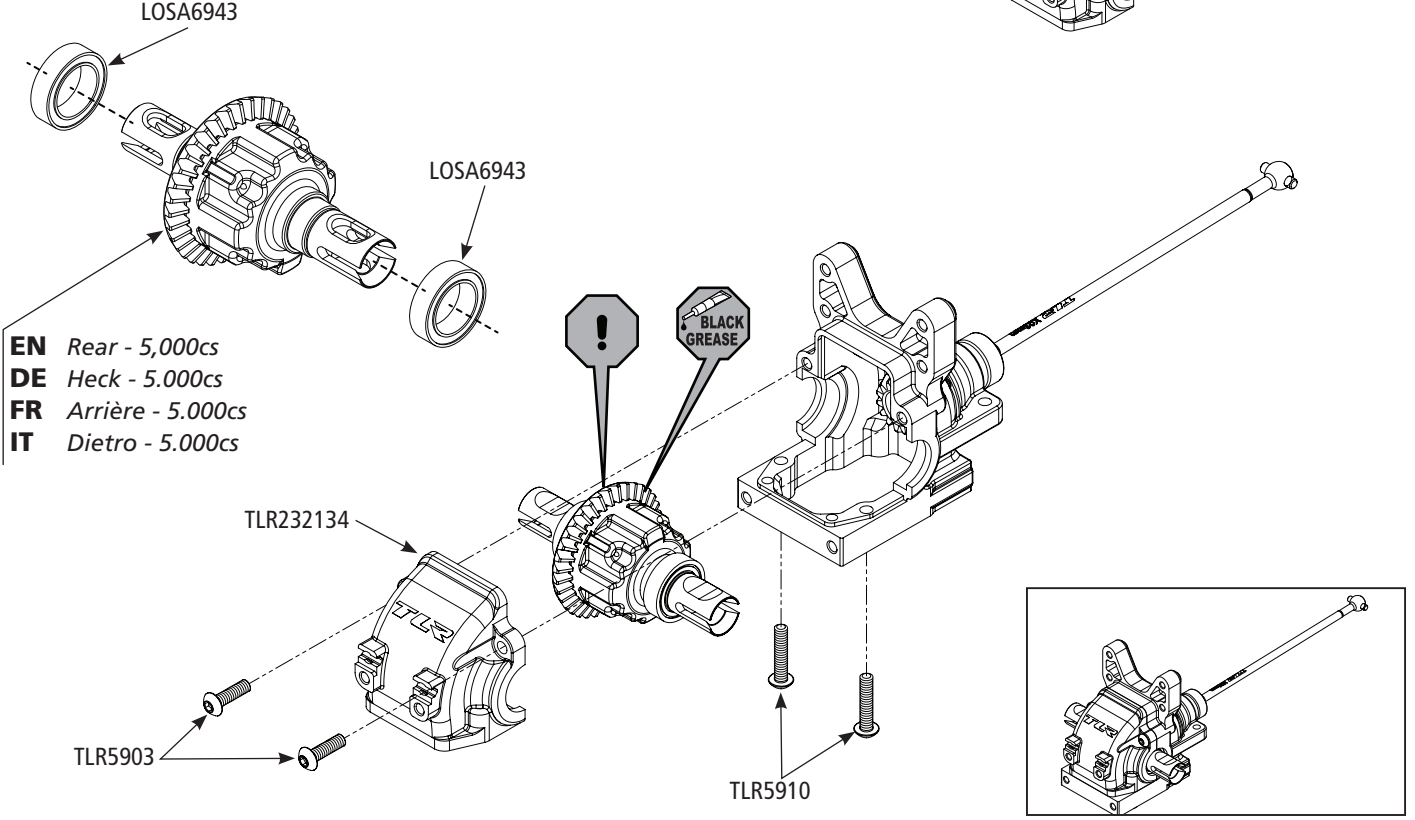
H2

TLR5903 x2
M3 x 10mm BH

TLR5910 x2
M3 x 14mm BH

LOSA6943 x2
10 x 15 x 4mm BB

TLR232134 x1



EN Rear - 5.000cs
DE Heck - 5.000cs
FR Arrière - 5.000cs
IT Dietro - 5.000cs

H3

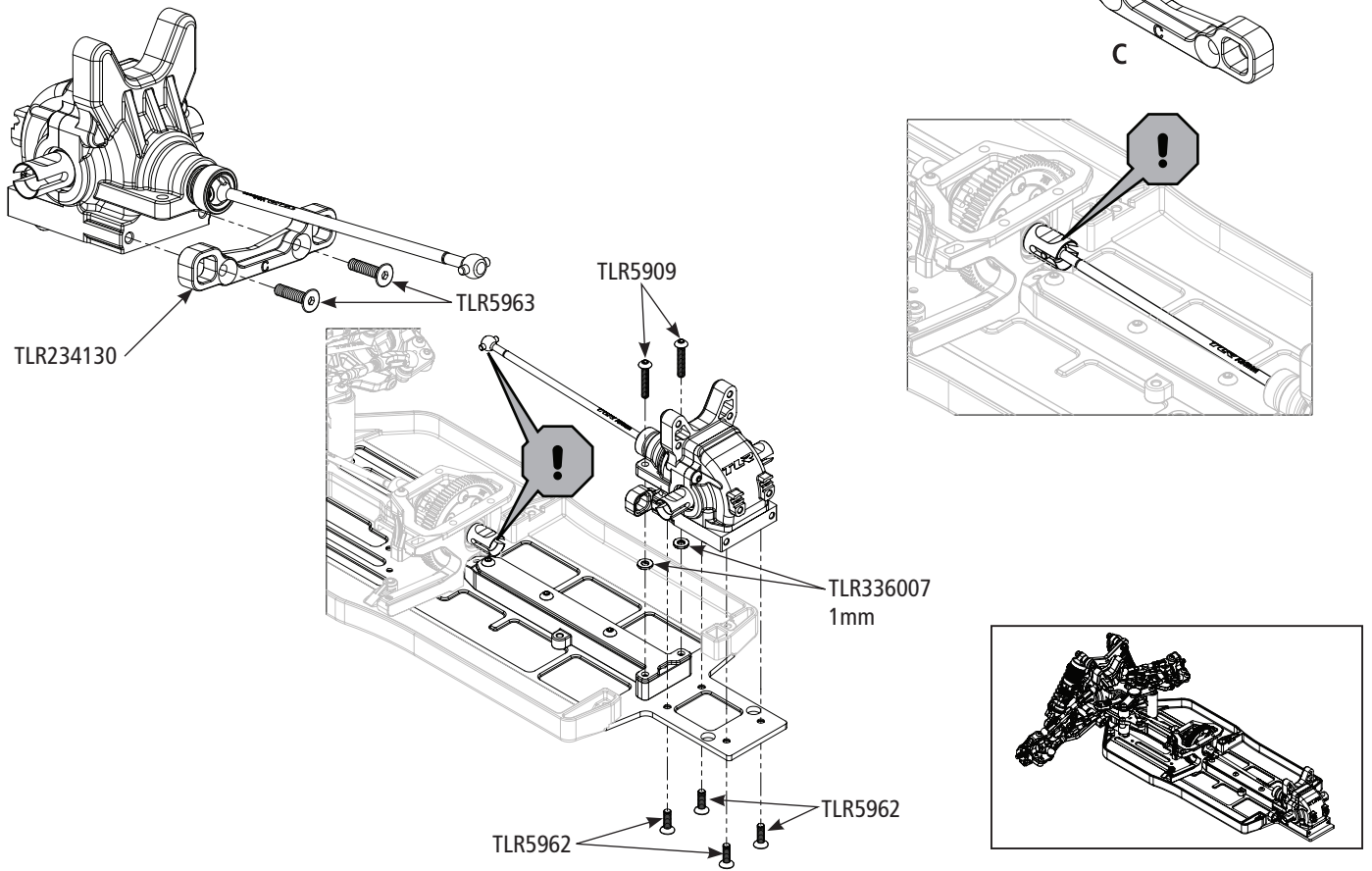
TLR5963 x2
M3 x 12mm FH

TLR5909 x2
M3 x 16mm BH

TLR5962 x4
M3 x 10mm FH

TLR336007 x2
M3 x 1mm

TLR234130 x1
C



H4

TLR336005 x4



M3 x 0.5 x 5.5mm
Flanged

TLR5903 x3



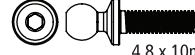
M3 x 10mm BH

TLR5910 x2



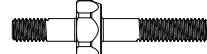
M3 x 14mm BH

TLR6023 x2



4.8 x 10mm

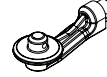
TLR336010 x2




TLR231091 x1



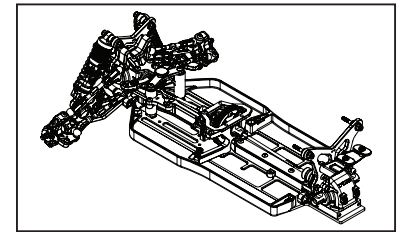
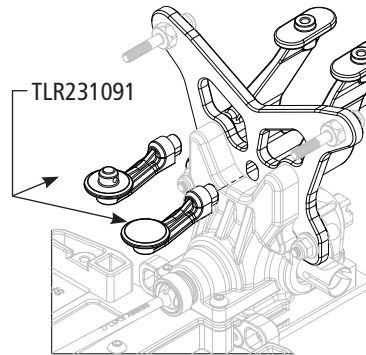
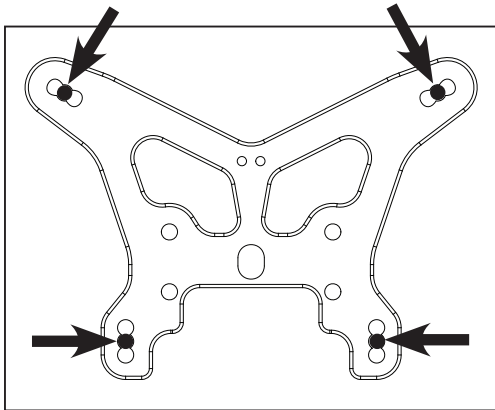
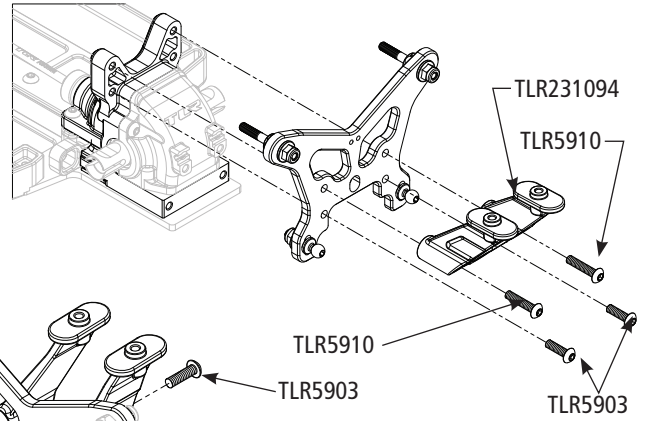
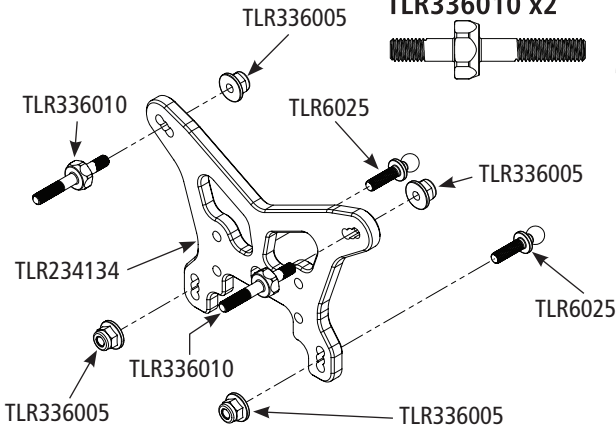
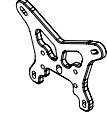
TLR231091 x1



TLR231094 x1



TLR234134 x1



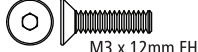
H5

TLR235012 x2



M3 x 20mm

TLR5963 x2

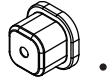


M3 x 12mm FH


TLR334063 x2



TLR334063 x2

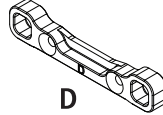


TLR234124 x2

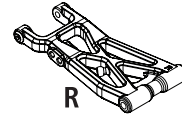


3.5 x 49.0mm

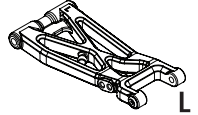
TLR234131 x1



TLR234113 x1



TLR234113 x1

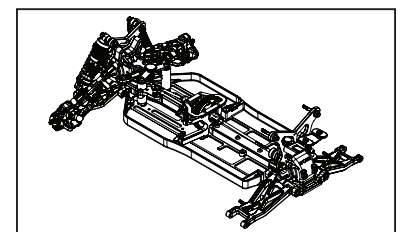
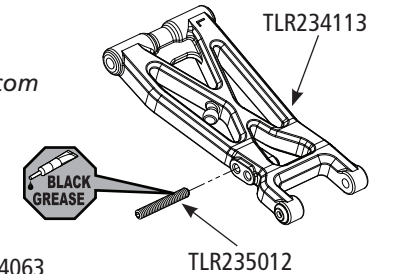
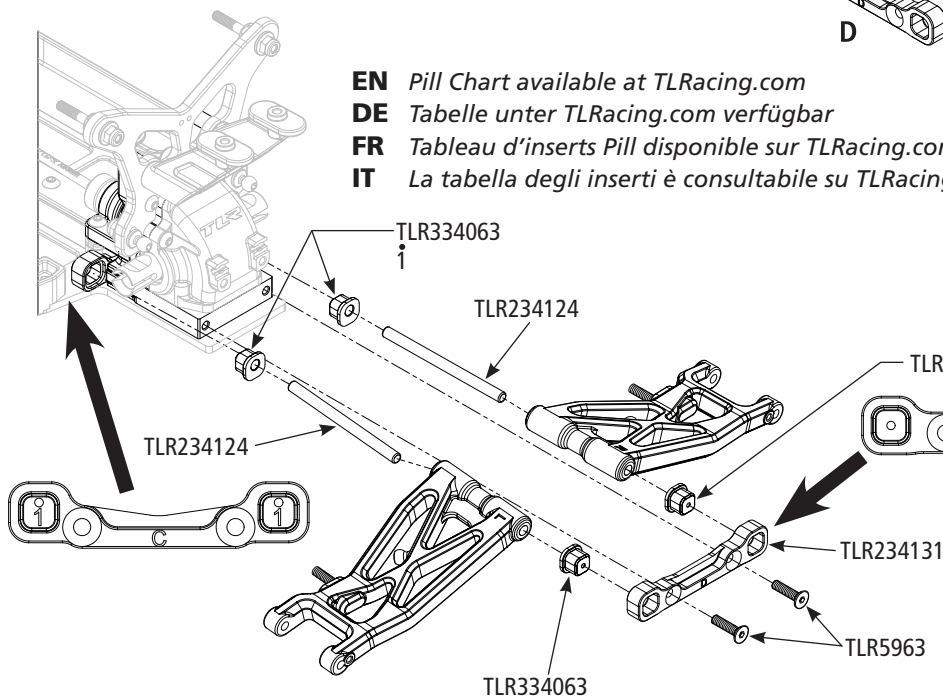


EN Pill Chart available at TLRacing.com

DE Tabelle unter TLRacing.com verfügbar

FR Tableau d'inserts Pill disponible sur TLRacing.com

IT La tabella degli inserti è consultabile su TLRacing.com



I1

LOS235011 x4 TLR5902 x2 TLR234127 x2 TLR234127 x2 TLR232133 x1

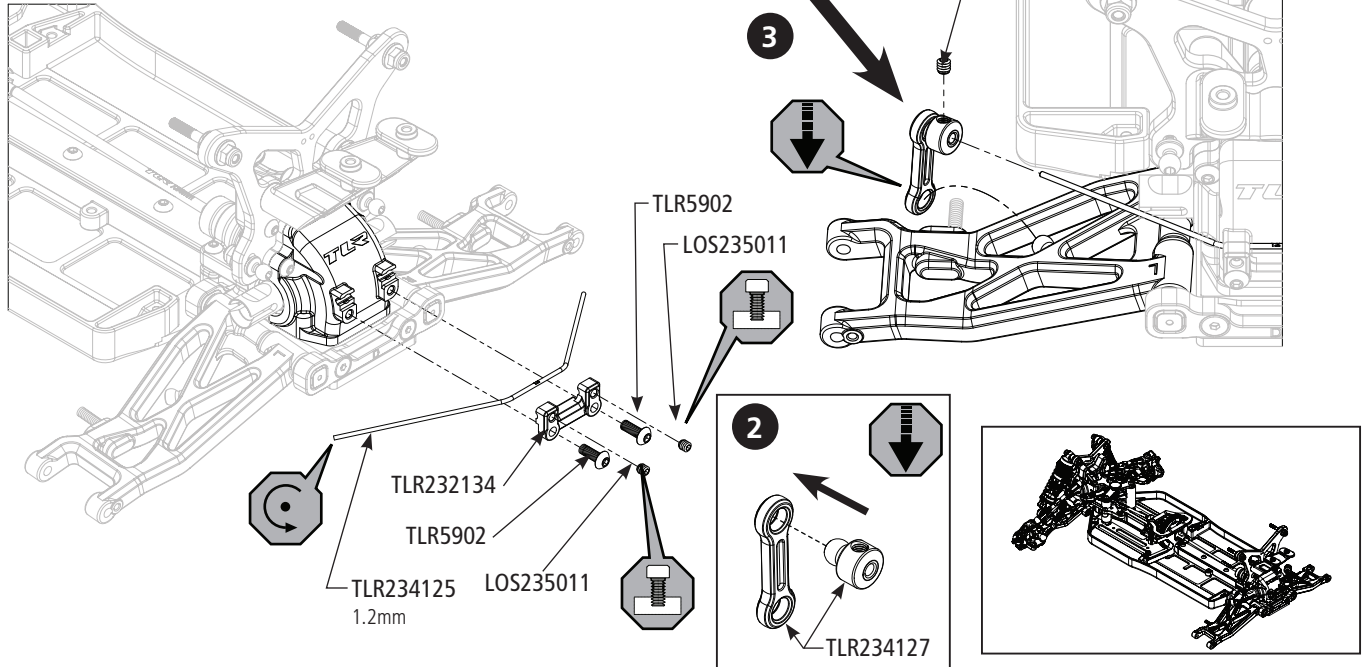
M3 x 3mm

M3 x 8mm BH



TLR234125 x1

1.2mm



I2

TLR6024 x2 TLR336007 x2 TLR5902 x4 TLR334076 x2 TLR334074 x2

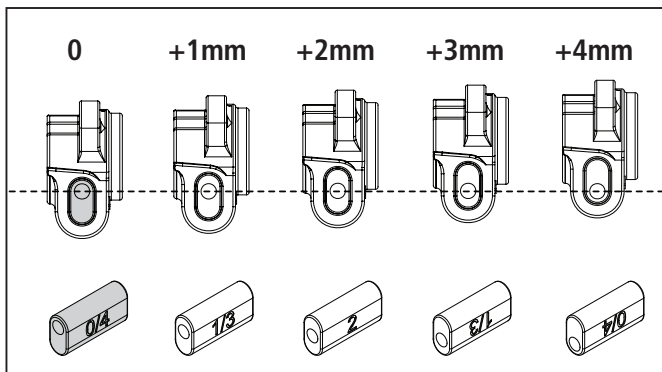
4.8 x 8mm

M3 x 2mm

M3 x 8mm BH

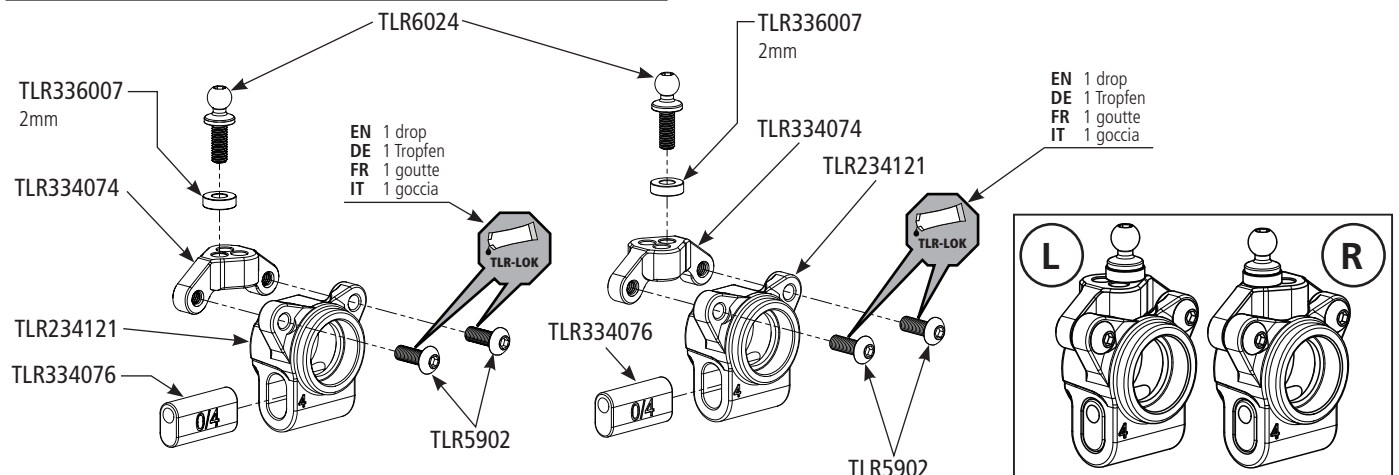
0/4

TLR234121 x2

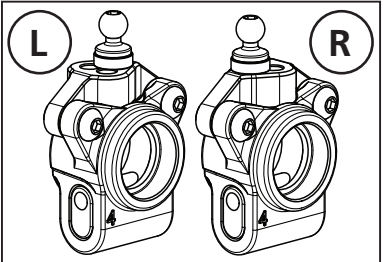


R

L



EN 1 drop
DE 1 Tropfen
FR 1 goutte
IT 1 goccia



I3



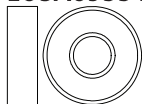
TLR332074 x2

1.6 x 9.8mm



TLR332074 x2

LOSA6955 x2



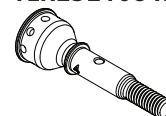
5 x 13 x 4mm BB

LOSA6943 x2

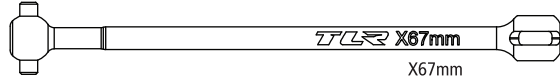


10 x 15 x 4mm BB

TLR232108 x2



TLR232102 x2



TLR232002 x2

1.62 x 10mm

TLR232113 x2

M1.6 x 5mm CH

TLR232113 x2



TLR232102

1

TLR332074

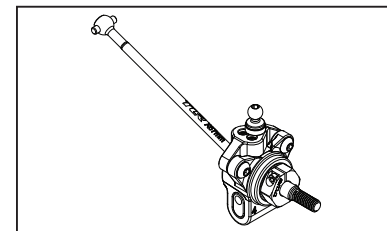
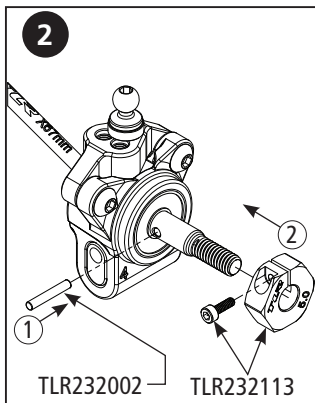
TLR332074



TLR232108

LOSA6943

LOSA6955



I4



TLR233043 x2

M2.5 x 3mm BH

TLR234124 x2

3 x 32mm

TLR336007 x2

M3 x 2mm

TLR336007 x2

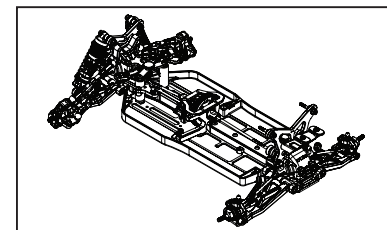
M3 x 1mm

TLR336007
2mm

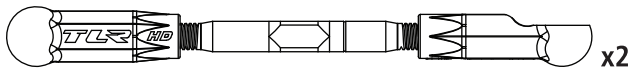
TLR234124

TLR336007
1mm

TLR233043

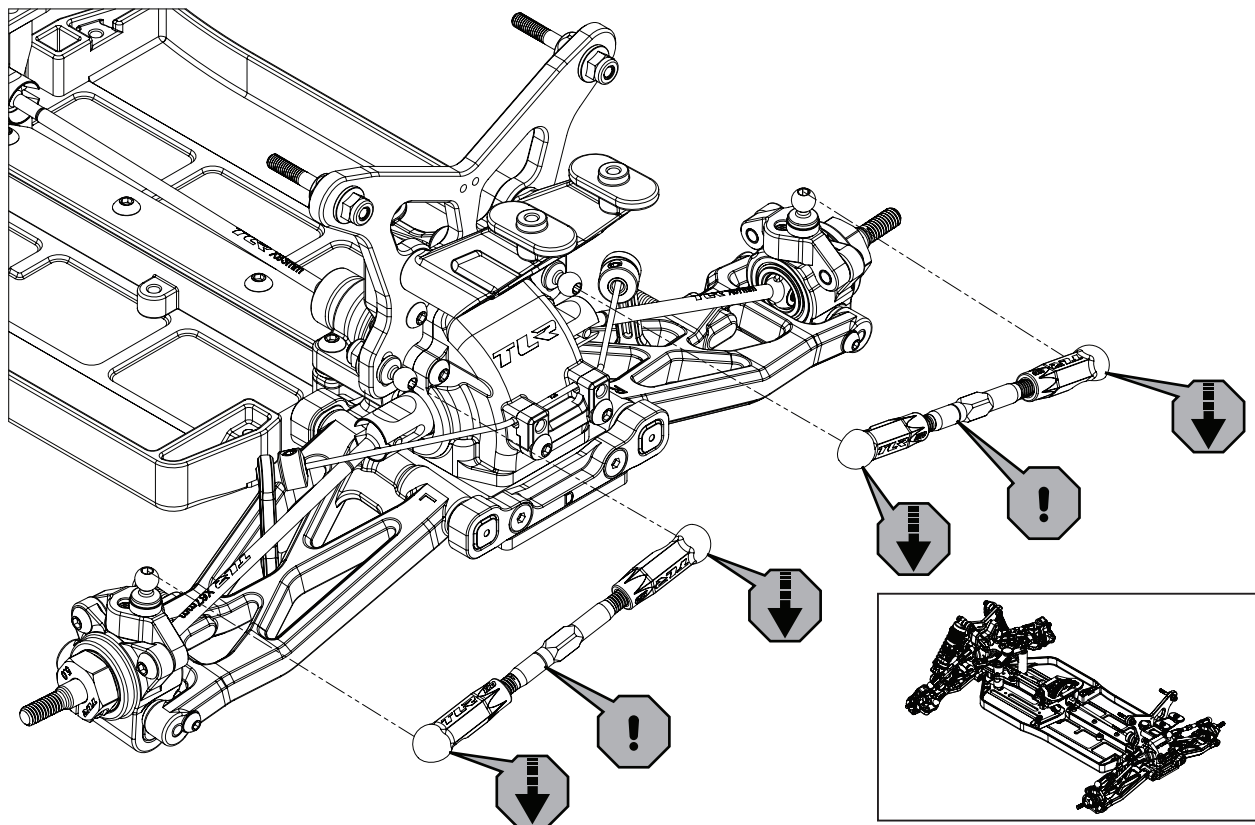


I5



x2

- EN Rear camber link
- DE Hintere Spurstange
- FR Bras de carrossage arrière
- IT Collegamento camberaggio posteriore



I6

TLR336005 x4

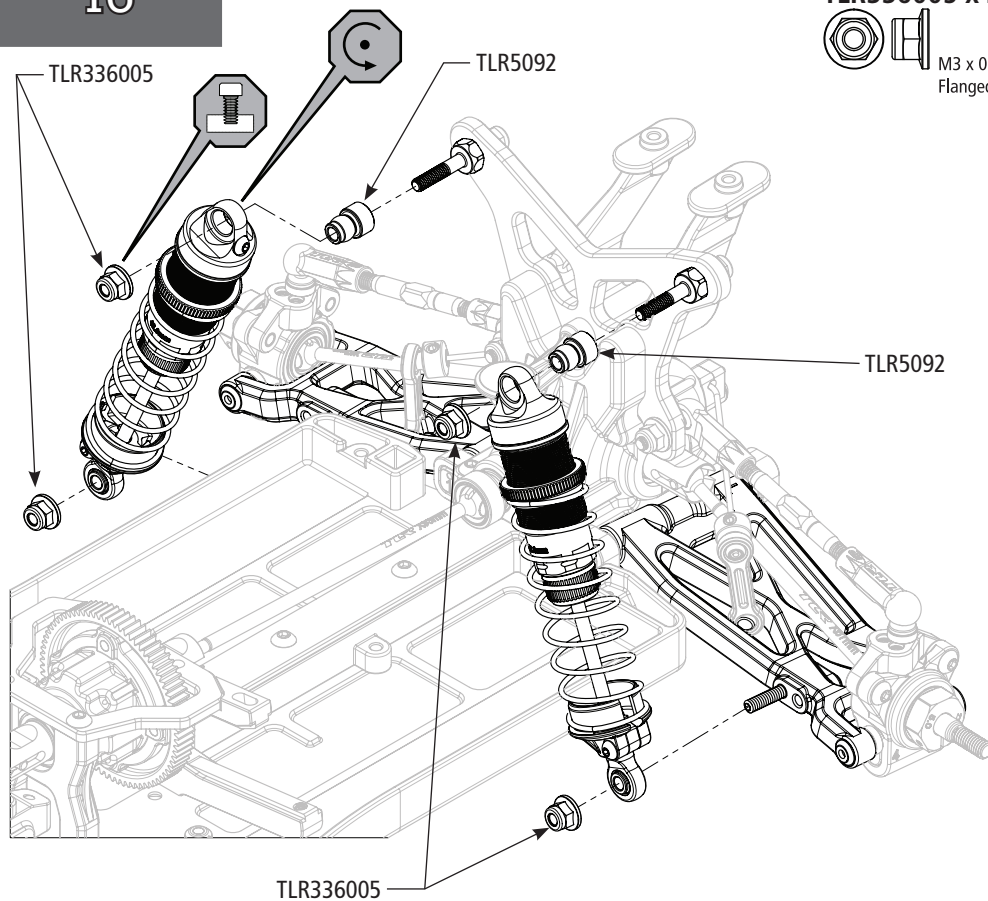
TLR5092 x2



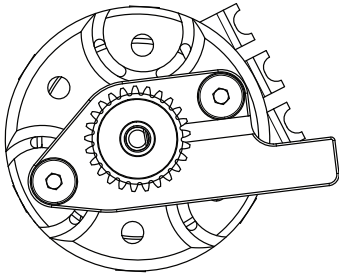
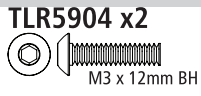
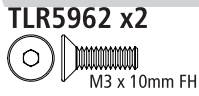
M3 x 0,5 x 5,5mm
Flanged



x2

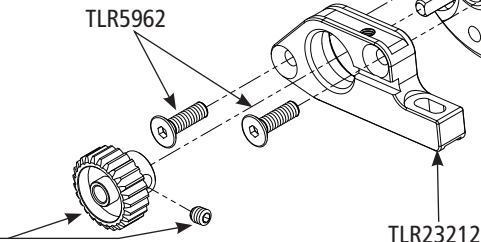


TLR336005



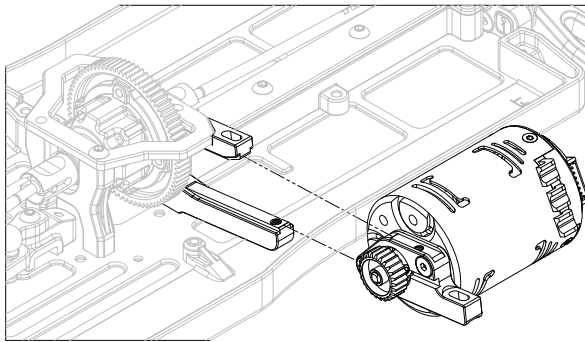
EN Not included
DE Nicht enthalten
FR Non fourni
IT Non inclusa

TLR5962



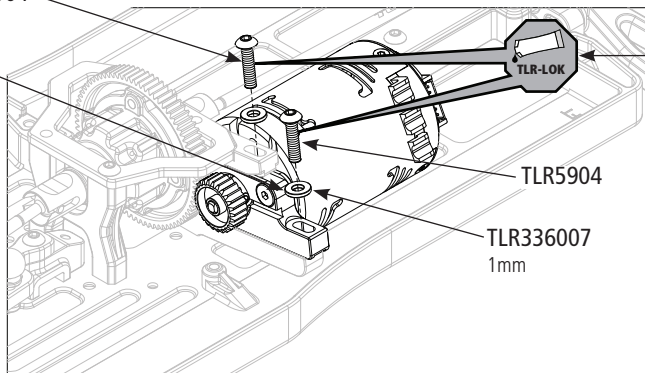
TLR232123

EN Not included
DE Nicht enthalten
FR Non fourni
IT Non inclusa



TLR5904

TLR336007
1mm



TLR5904

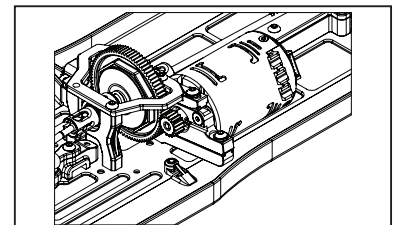
TLR336007
1mm

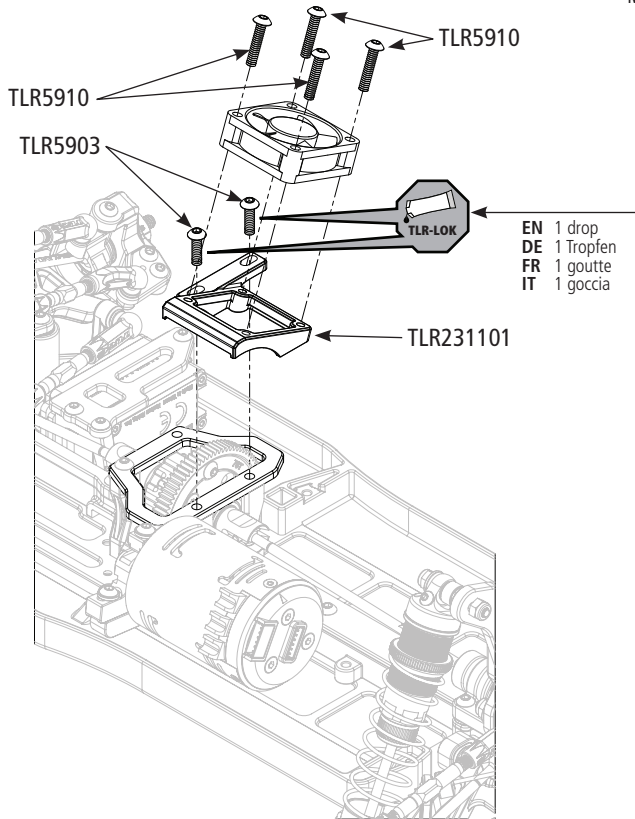
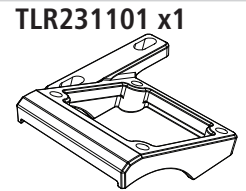
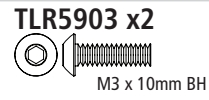
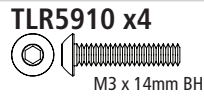
EN 1 drop
DE 1 Tropfen
FR 1 goutte
IT 1 goccia

Motor Turn	Spur/Stirnrad/Cylindre/Ingranaggio	Pinion/Ritzel/Pignon/Pignone
4.5T	81	17
5.5T	81	18
6.5T	81	19
7.5T	81	20
13.5T	78	24-27*

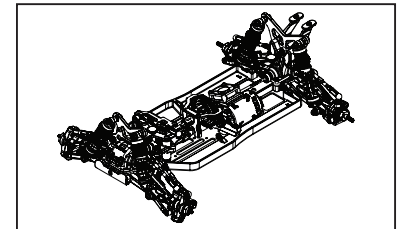
EN Transmission Ratio - 2.5:1
DE Übersetzung - 2.5:1
FR Rapport de transmission - 2.5:1
IT Rapporto di trasmissione - 2.5:1

EN *Gear will depend on motor settings and construction.
DE *Getriebe hängt von den Motoreinstellungen und der Konstruktion ab.
FR *La vitesse dépendra des réglages et de la construction du moteur.
IT *I rapporti dipendono dalla fattura e regolazione del motore.

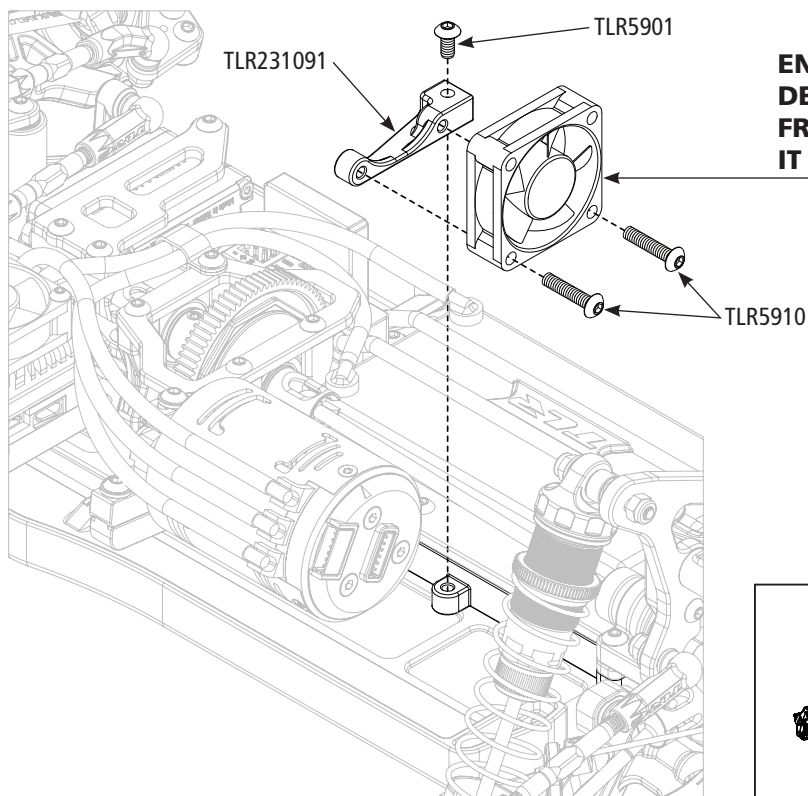
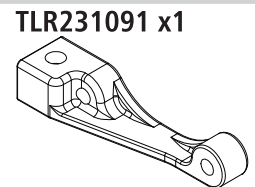
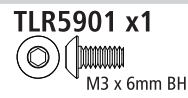
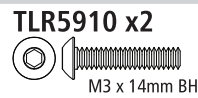




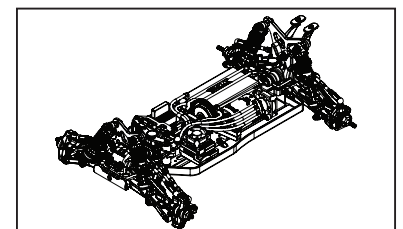
EN Not included
DE Nicht enthalten
FR Non fourni
IT Non inclusa



EN Optional Behind Motor Fan Mount
DE Optionale Lüfterhalterung hinter dem Motor
FR Fixation à l'arrière du ventilateur de moteur en option
IT Supporto opzionale ventola motore posteriore



EN Not included
DE Nicht enthalten
FR Non fourni
IT Non inclusa



TLR231084 x1

TLR231102 x2

TLR231102 x1

TLR231102 x1

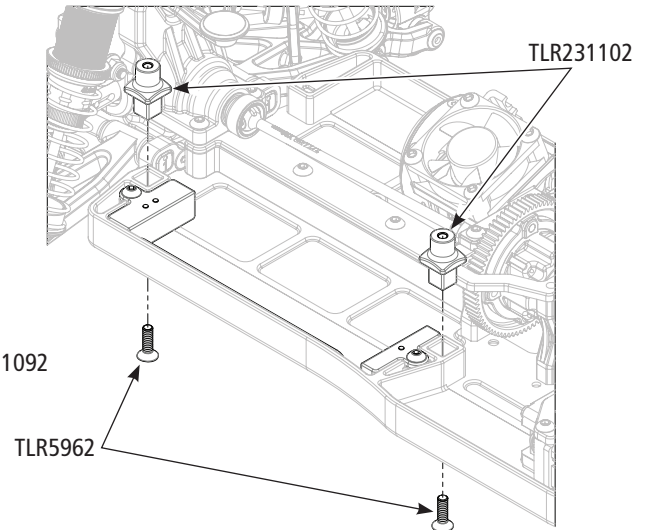
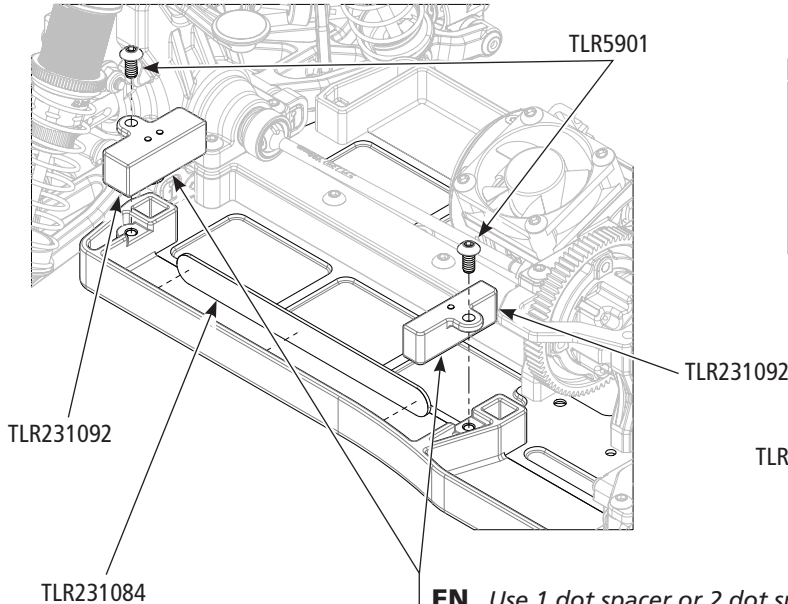
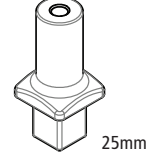
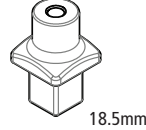
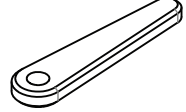
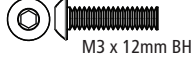
TLR5901 x2

TLR5904 x2

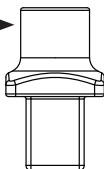
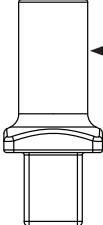
TLR233102 x2

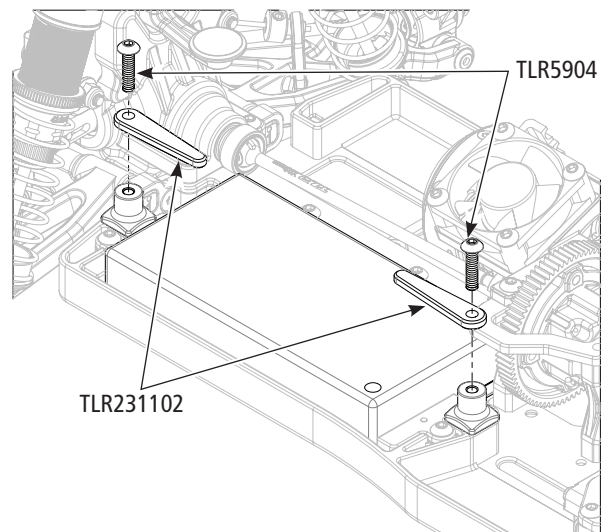
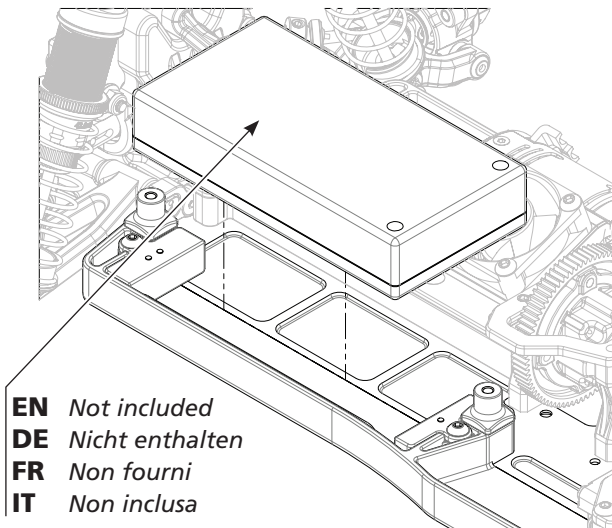
TLR233102 x2

TLR233102 x2



- EN** Use 1 dot spacer or 2 dot spacer to match battery length
- DE** 1-Punkt-Abstandhalter oder 2-Punkt-Abstandhalter verwenden, um der Akku-Länge zu entsprechen
- FR** Utilisez une entretoise à 1 ou 2 bouchons pour atteindre la longueur de la batterie
- IT** Utilizzare un distanziale a 1 punto o a 2 punti in base alla lunghezza della batteria

<p>EN Use with thin LiPos</p> <p>DE Verwendung mit schmalen LiPos</p> <p>FR Utilisation de batteries LiPo minces</p> <p>IT Utilizzare con LiPo sottili</p>	 18.5mm	<p>EN Use with standard height LiPos</p> <p>DE Verwendung mit LiPos in Standardhöhe</p> <p>FR Utilisation de batteries LiPo de hauteur standard</p> <p>IT Utilizzare con LiPo altezza standard</p>	 25mm
--	---	--	---



- EN** Not included
- DE** Nicht enthalten
- FR** Non fourni
- IT** Non inclusa

J5

TLR336007 x2



M3 x 0.5mm

TLR336007 x2



M3 x 1mm

TLR336007 x2



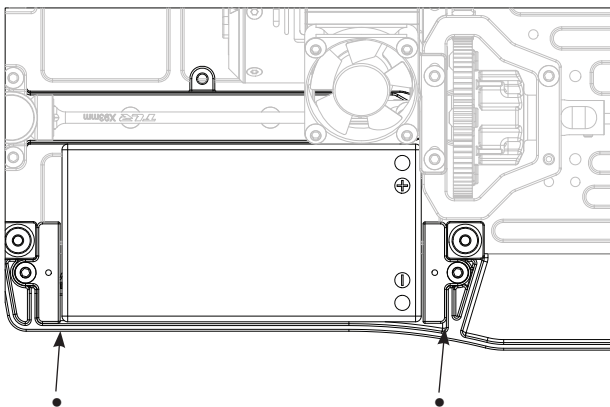
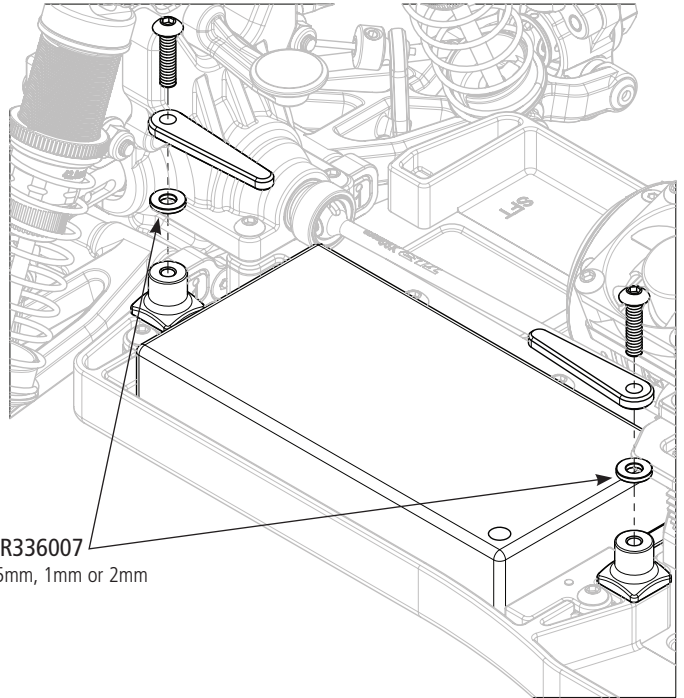
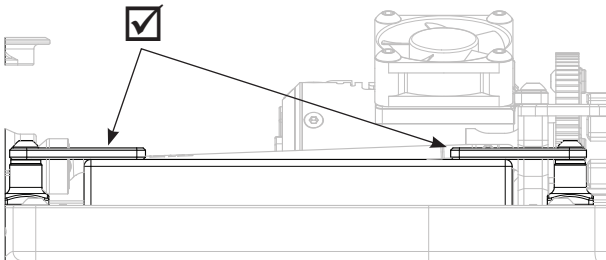
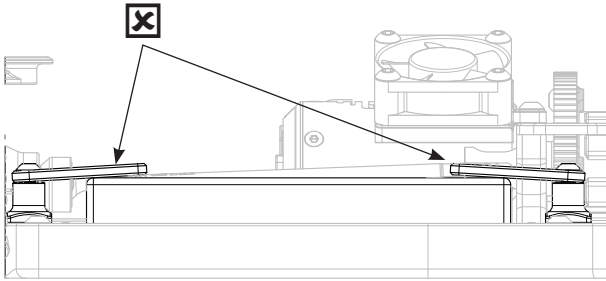
M3 x 2mm

EN Use spacers as needed to keep battery tabs level to chassis.

DE Verwenden Sie bei Bedarf Separatoren, um die Akkuführung auf Höhe der Karosserie zu halten.

FR Utilisation de boulons d'espacement lorsque cela est nécessaire pour maintenir les languettes de la batterie au niveau du châssis.

IT Utilizzare i distanziali come necessario per mantenere le linguette della batteria a livello del telaio.



EN Battery forward with motor mount back

DE Akku vorwärts mit Motorhalterung rückwärts

FR Batterie vers l'avant avec le support du moteur vers l'arrière

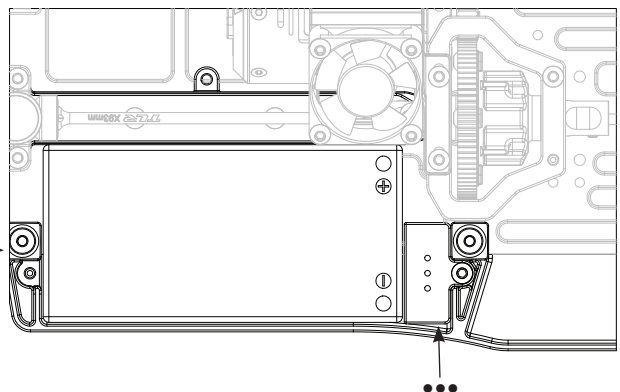
IT Batteria in avanti con supporto motore posteriore

EN Battery full back

DE Akku vollständig zurück

FR Batterie complètement vers l'arrière

IT Batteria tutta indietro

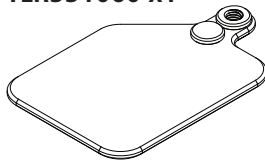


J6

TLR235003 x1



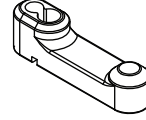
TLR331060 x1



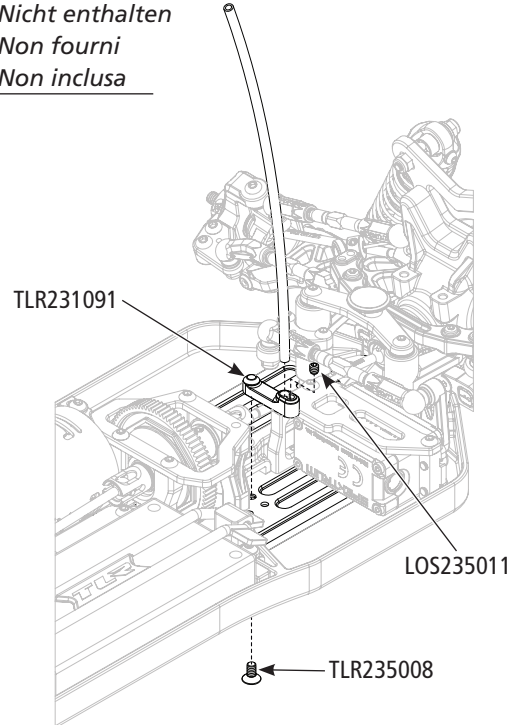
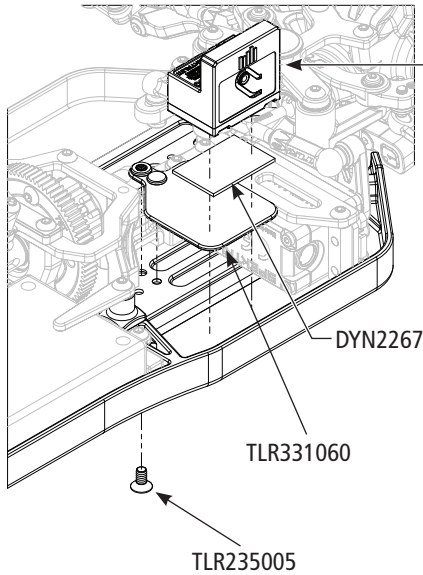
LOS235011 x1



TLR231091 x1

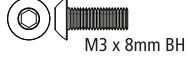


EN Not included
DE Nicht enthalten
FR Non fourni
IT Non inclusa

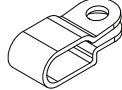


J7

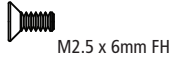
TLR5902 x1



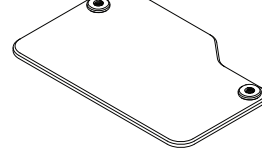
TLR231091 x1



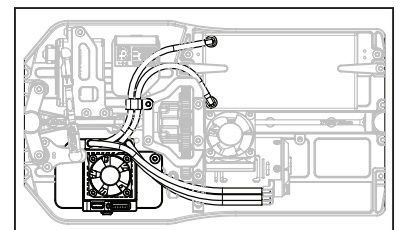
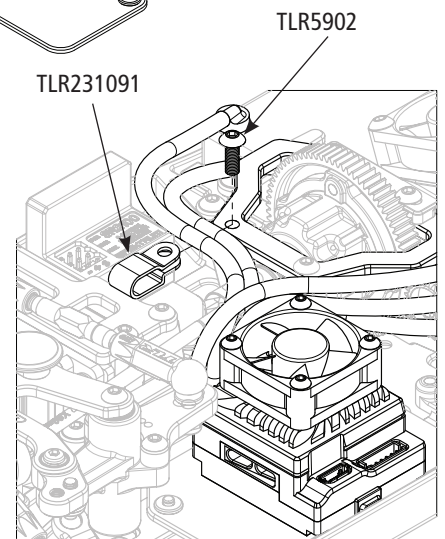
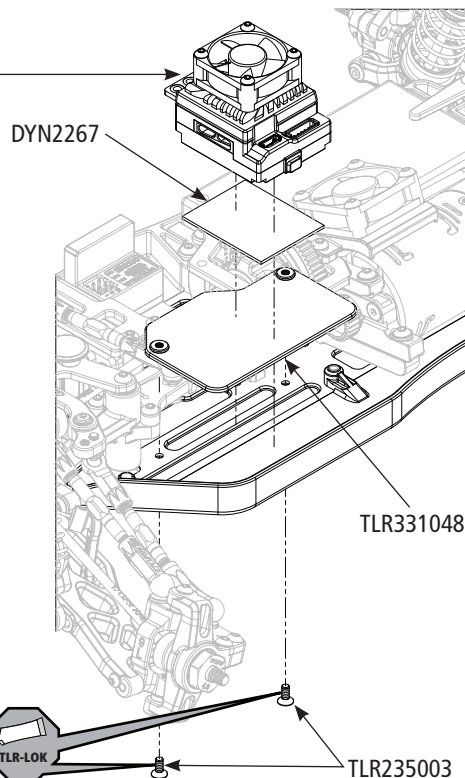
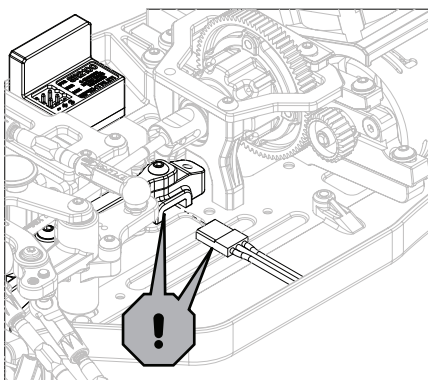
TLR232003 x2



TLR331048 x1



EN Not included
DE Nicht enthalten
FR Non fourni
IT Non inclusa



EN 1 drop
DE 1 Tropfen
FR 1 goutte
IT 1 goccia

J8

TLR235015 x1



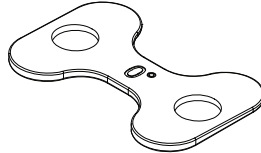
M3 x 4mm BH

TLR5903 x2

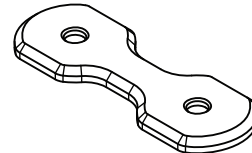


M3 x 10mm BH

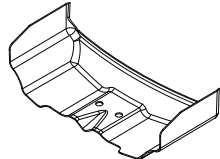
TLR231094 x1



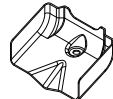
TLR331037 x1



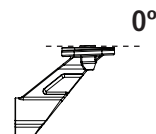

TLR230002 x1



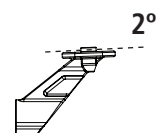
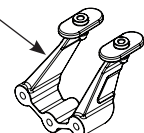
TLR230018 x1



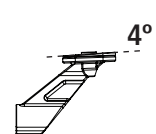

EN Kit Setup
DE Kit-Setup
FR Configuration du kit
IT Configurazione kit



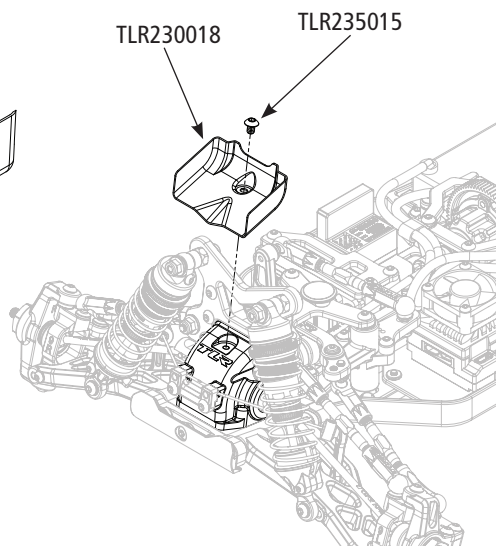
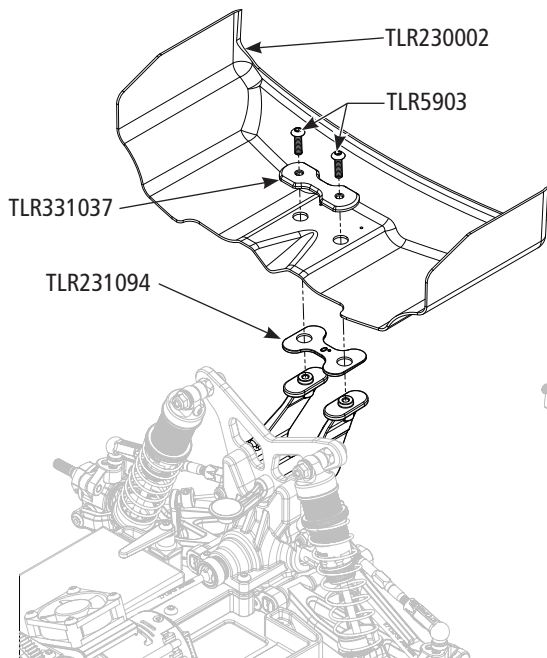
0°



2°



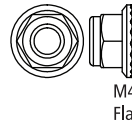
4°



J9

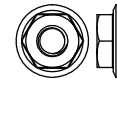
EN Not included
DE Nicht enthalten
FR Non fourni
IT Non inclusa

TLR336000 x2



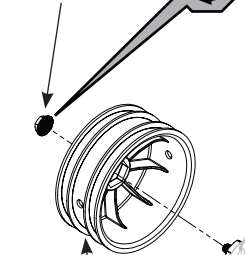
M4 x 7mm
Flanged

TLR336003 x2



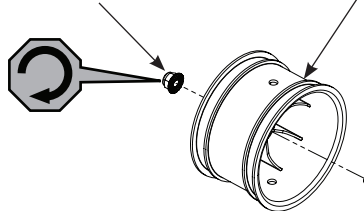
M4 x 7mm
Flanged LP

TLR336003

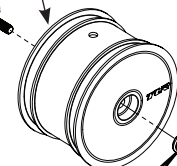


EN Not included
DE Nicht enthalten
FR Non fourni
IT Non inclusa

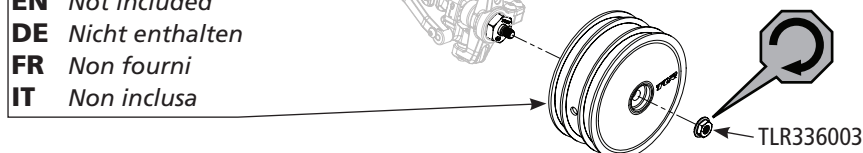
TLR336000



EN Not included
DE Nicht enthalten
FR Non fourni
IT Non inclusa

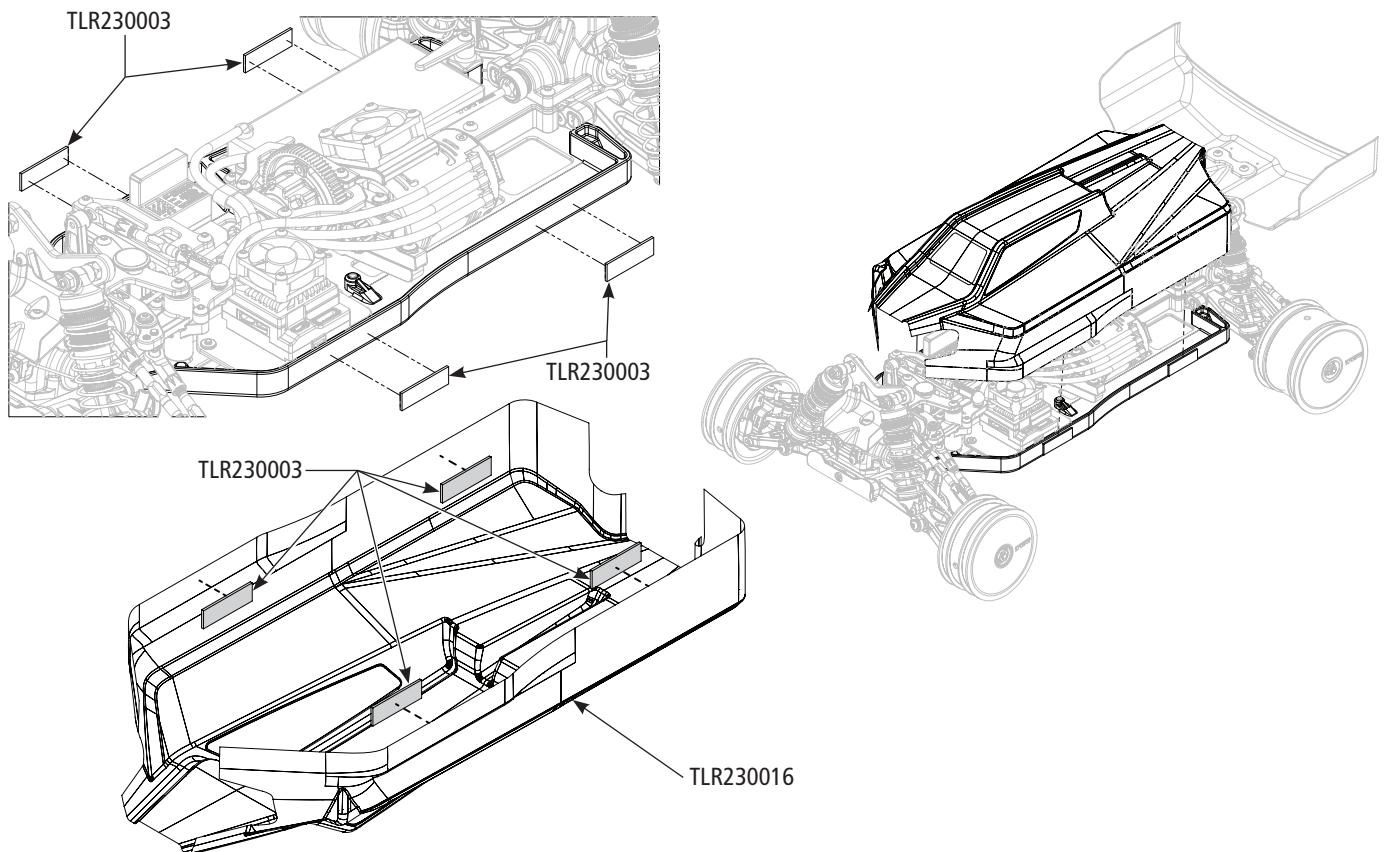


TLR336000

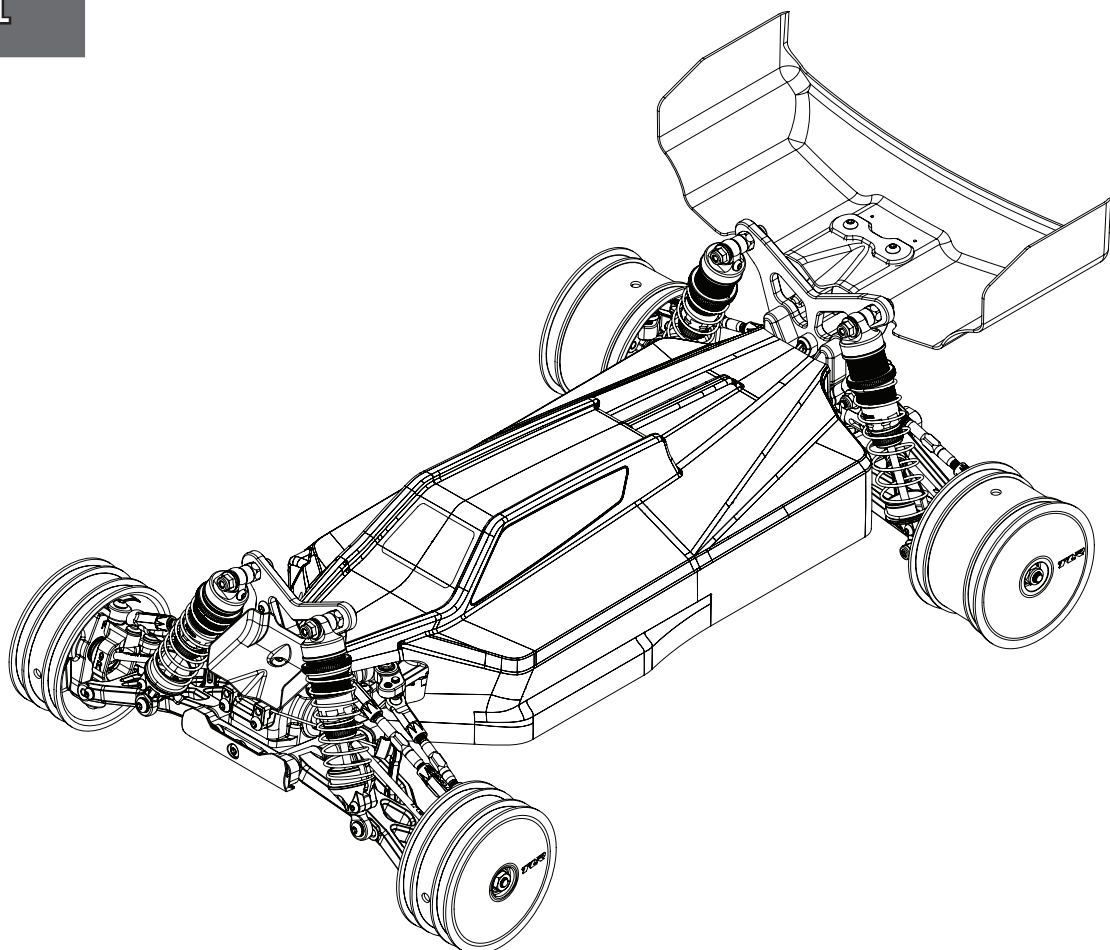


J10

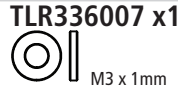
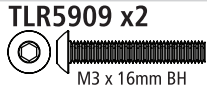
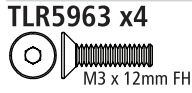
- EN** Only install loop fastener after body is painted and paint is dry.
- DE** Klettverschluss erst anbringen, wenn das Gehäuse gestrichen und die Farbe getrocknet ist.
- FR** Installez la fixation à crochet uniquement après que la carrosserie soit peinte et sèche.
- IT** Installare solo fascette dopo che la scocca è dipinta e la vernice è secca.



J11



RGS

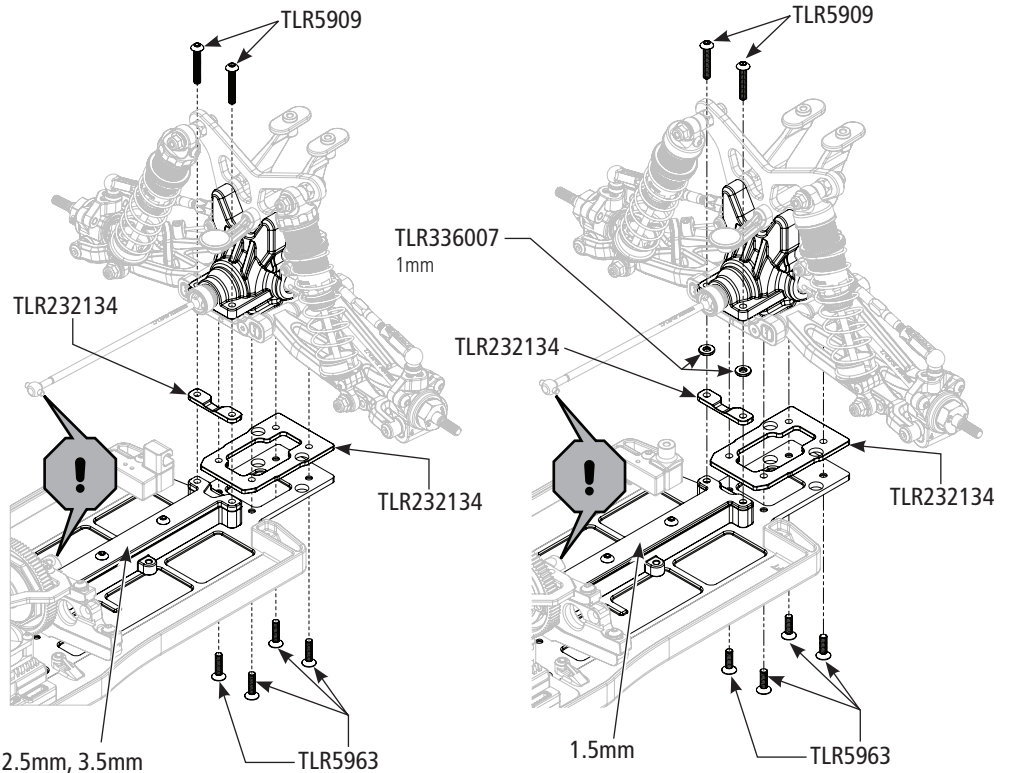


EN Instructions for the optional Rear Gearbox Shims (Included). We recommend installation for carpet racing setups.

DE Anleitungen für die optionalen Unterlegscheiben des hinteren Getriebes (mitgeliefert). Wir empfehlen die Montage für die Konfiguration für Rennen auf Teppichböden.

FR Instructions pour les cales de boîte à engrenage en option (incluses). Nous en recommandons l'installation pour les configurations de courses sur moquette.

IT Istruzioni per gli spessori opzionali per la scatola ingranaggi posteriore (inclusi). Se ne consiglia l'uso nelle configurazioni per le gare su circuiti al coperto.



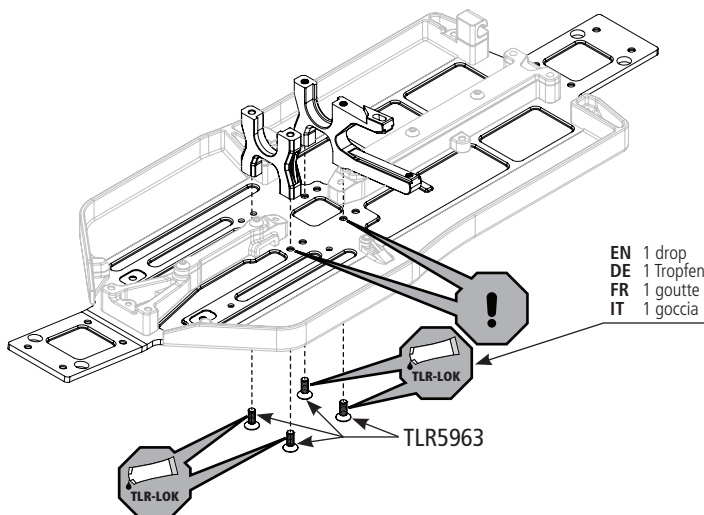
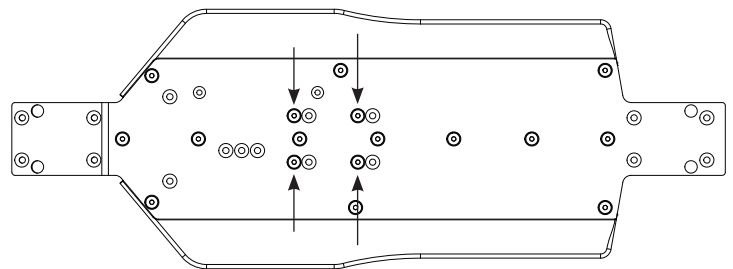
FM1

EN Instructions for the optional Forward Motor Mounting. To complete, the 61mm/100mm Driveshaft Set is required - TLR232106 (Not Included)

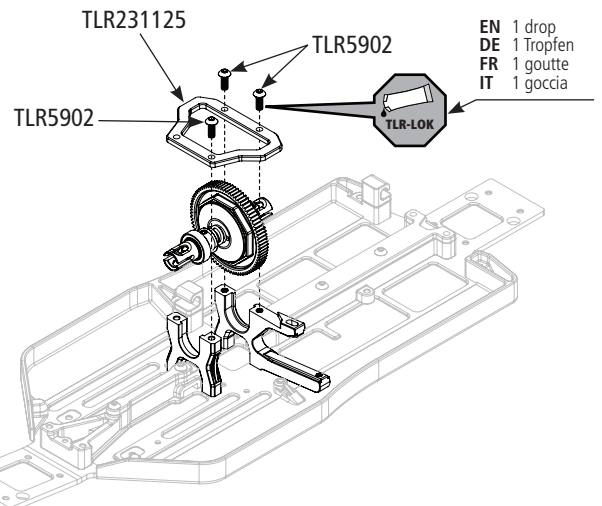
DE Anleitungen für die optionale vorwärtsweisende Motorhalterung. Zur Fertigstellung ist der 61 mm/100 mm Antriebswellensatz erforderlich – TLR232106 (nicht im Lieferumfang enthalten)

FR Instructions pour le support du moteur avant en option. Pour terminer, l'ensemble d'arbre de transmission 61 mm/100 mm est nécessaire - TLR232106 (non inclus)

IT Istruzioni per il montaggio opzionale del motore anteriormente. Per completare, è necessario il set albero motore da 61 mm/100 mm - TLR232106 (non incluso)



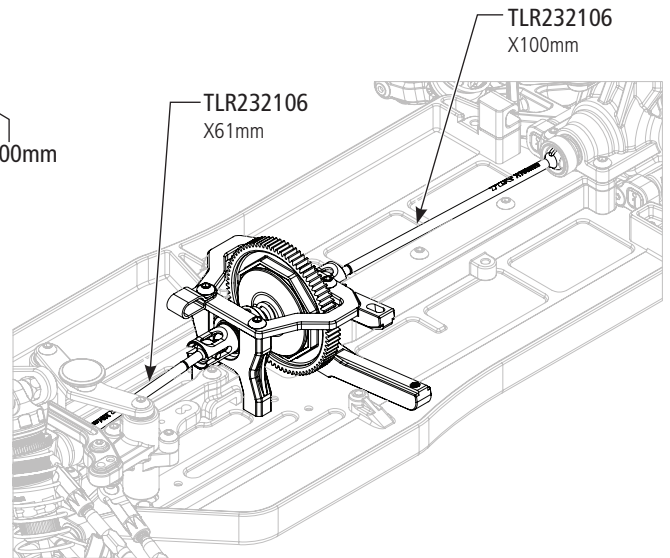
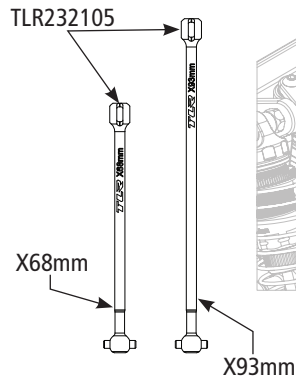
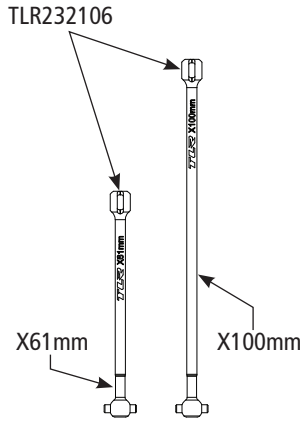
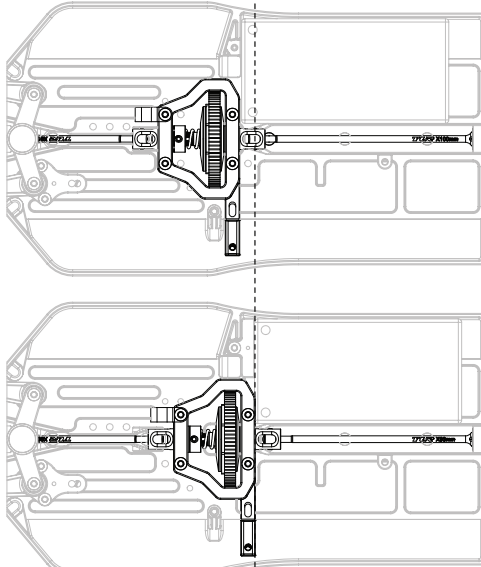
EN 1 drop
DE 1 Tropfen
FR 1 goutte
IT 1 goccia



EN 1 drop
DE 1 Tropfen
FR 1 goutte
IT 1 goccia

FM2

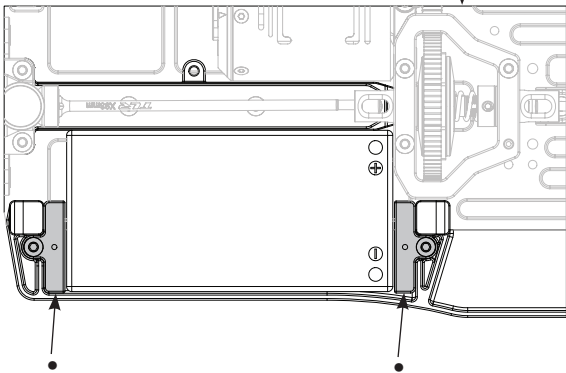
- EN** Forward - Optional
- DE** Vorwärts - Optional
- FR** Avant - En option
- IT** Avanti - Opzionale



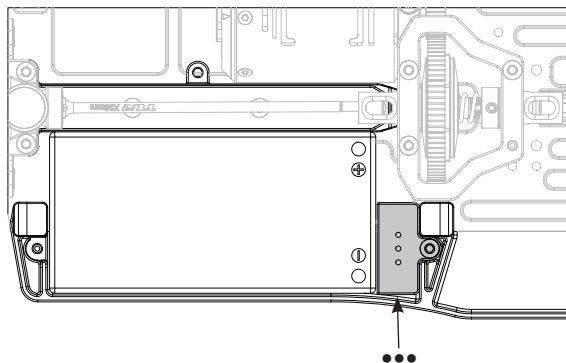
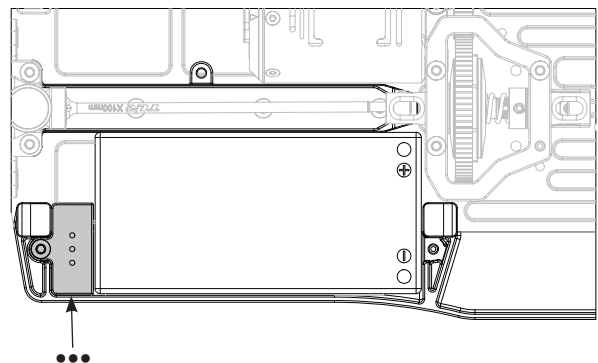
- EN** Rearward - Kit
- DE** Rückwärts - Satz
- FR** Arrière - Kit
- IT** Posteriore - Kit

FM3

- EN** Battery middle
- DE** Akku mittig
- FR** Batterie au milieu
- IT** Batteria a metà



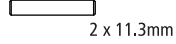
- EN** Battery full forward
- DE** Akku vollständig vorwärts
- FR** Batterie complètement vers l'avant
- IT** Batteria tutta avanti



- EN** Battery full back
- DE** Akku vollständig zurück
- FR** Batterie complètement vers l'arrière
- IT** Batteria tutta indietro

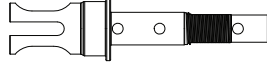
SL1

TLR232122 x1



2 x 11.3mm

TLR232120 x1



TLR232121 x1



TLR232080 x1



TLR232117 x1



81T

TLR232116 x1



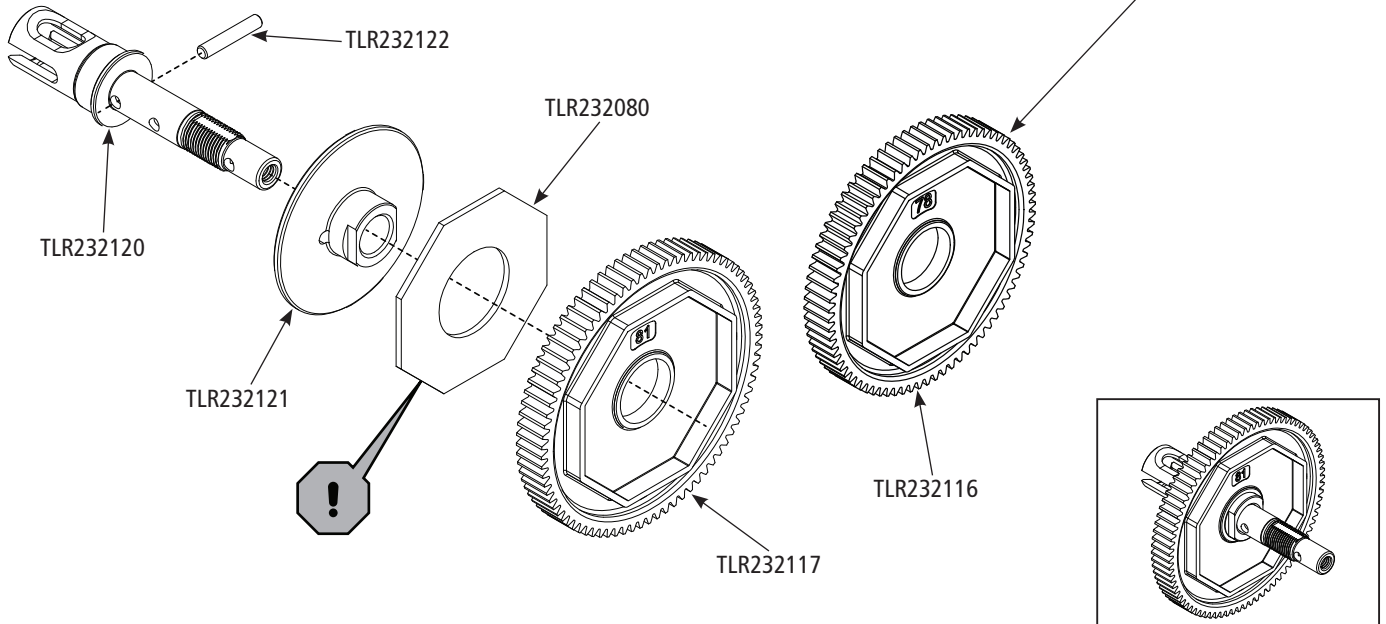
78T

EN Use 78T spur for spec classes

DE 78T-Stirnräder für Spec-Klassen verwenden.

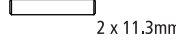
FR Utiliser l'engrenage cylindrique 78T pour certaines catégories

IT Usare la corona 78T per classi specifiche



SL2

TLR232122 x1



2 x 11.3mm

TLR232122 x1



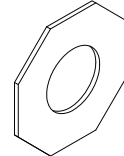
TLR232122 x1



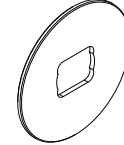
TLR232122 x1



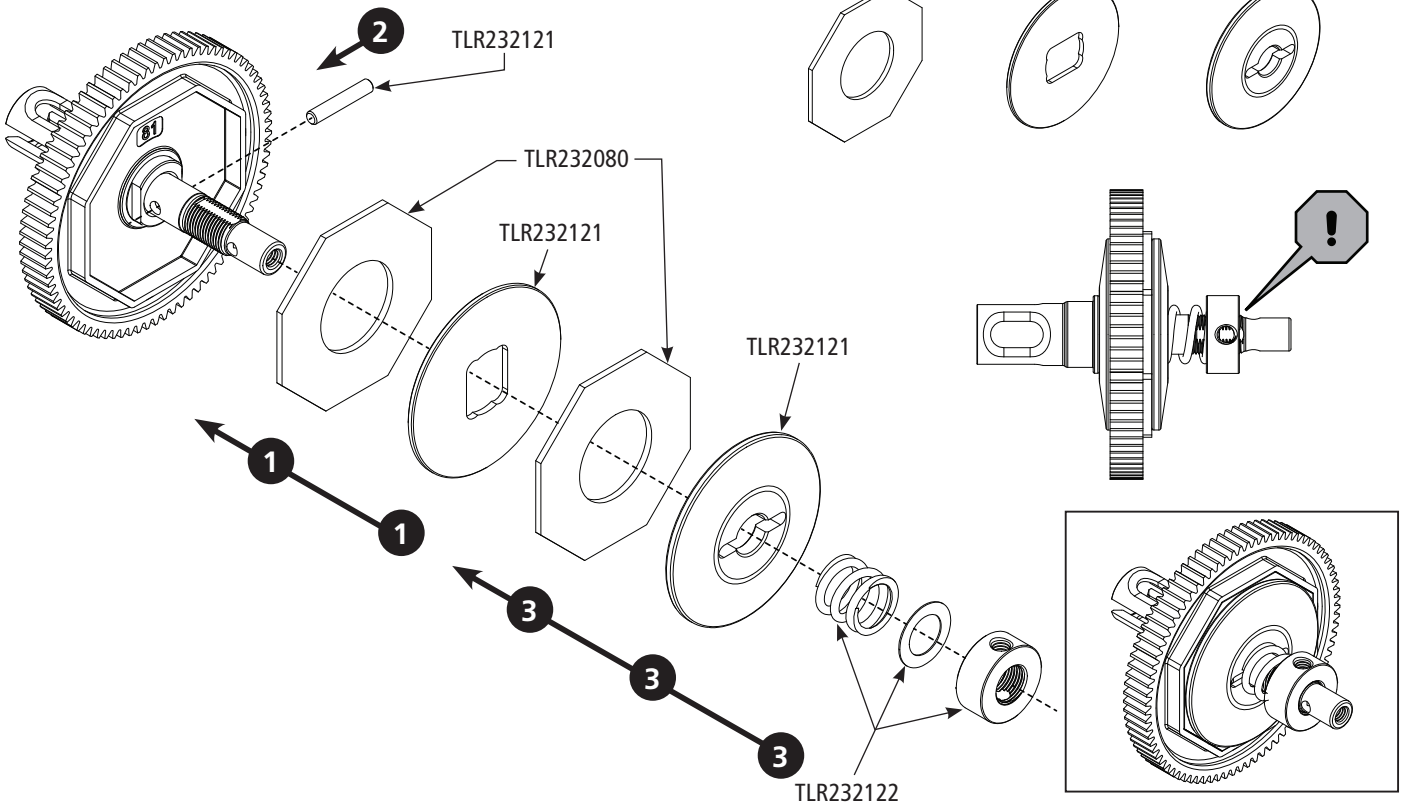
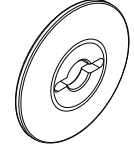
TLR232080 x2



TLR232121 x1

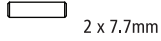


TLR232121 x1



SL3

TLR232022 x1



2 x 7.7mm

LOS235018 x1



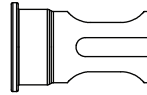
3 x 3mm

TLR5901 x1



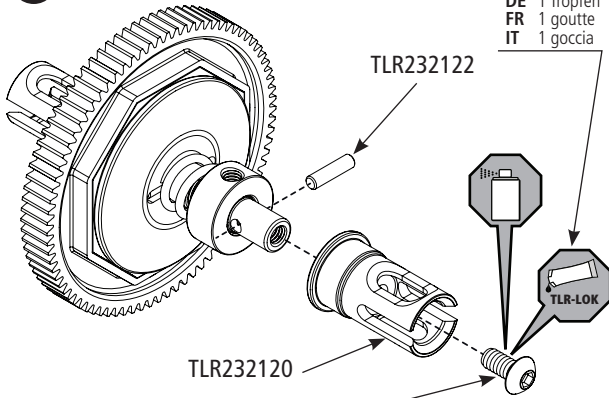
M3 x 6mm BH

TLR232120 x1



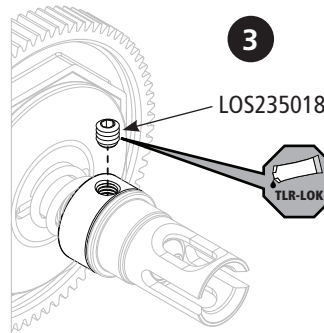
EN 1 drop
DE 1 Tropfen
FR 1 goutte
IT 1 goccia

1



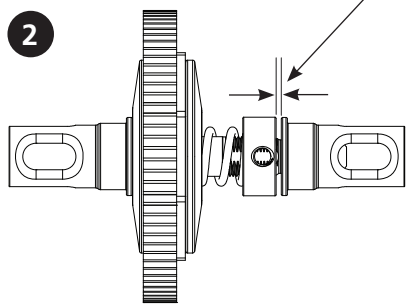
EN 1 drop
DE 1 Tropfen
FR 1 goutte
IT 1 goccia

3



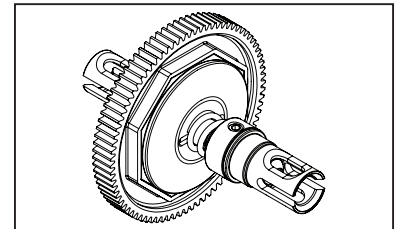
EN 1 drop
DE 1 Tropfen
FR 1 goutte
IT 1 goccia

2



EN Set collar flush to outdrive, then tighten collar 1-turn. Align hole with flat spot and tighten set screw.
DE Hülse bündig mit Antrieb setzen, dann Hülse mit 1 Umdrehung festziehen. Loch mit flachem Bereich ausrichten und Feststellschraube festziehen.
FR Placez la bague sur l'arbre extérieur, puis serrez la bague de 1 tour. Alignez l'orifice avec la zone plate et serrez la vis de fixation.
IT Sistemare il collare a filo del trascinatoore esterno, quindi serrare il collare di 1 giro. Allineare il foro con il punto piatto e serrare la vite di fermo.

EN Set aside the slipper
DE Gleiter zur Seite legen
FR Mettez le sabot de côté
IT Mettere da parte il pattino



LCD

TLR332082 x4



M3 x 2.5mm

TLR332082 x4



M3 x 2.5mm

TLR332082 x4



TLR332082 x2



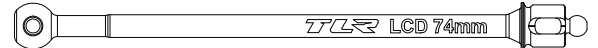
TLR332081 x2



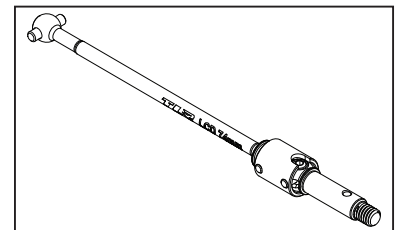
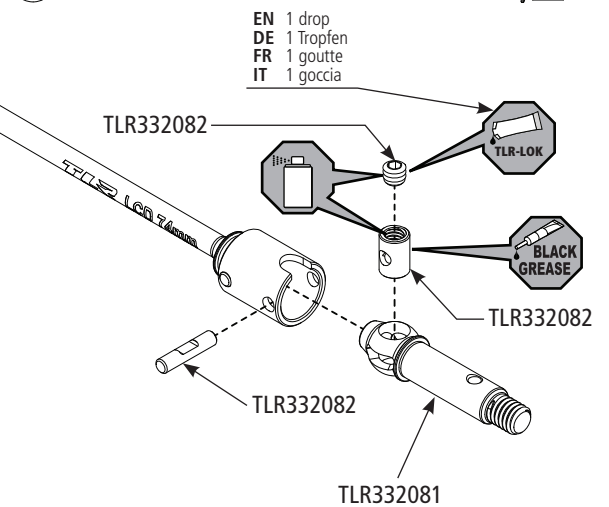
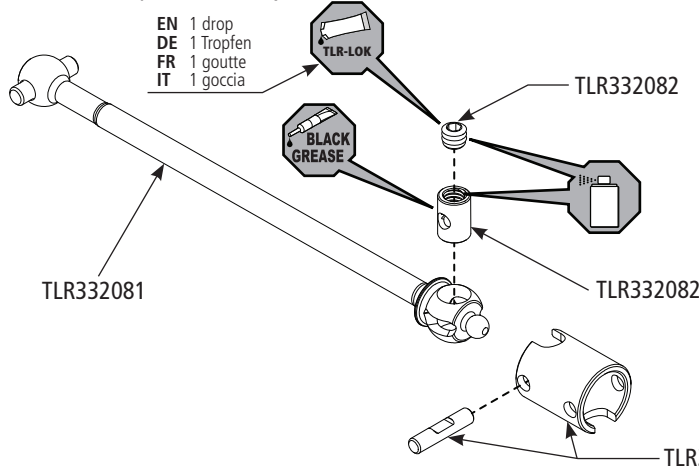
x2

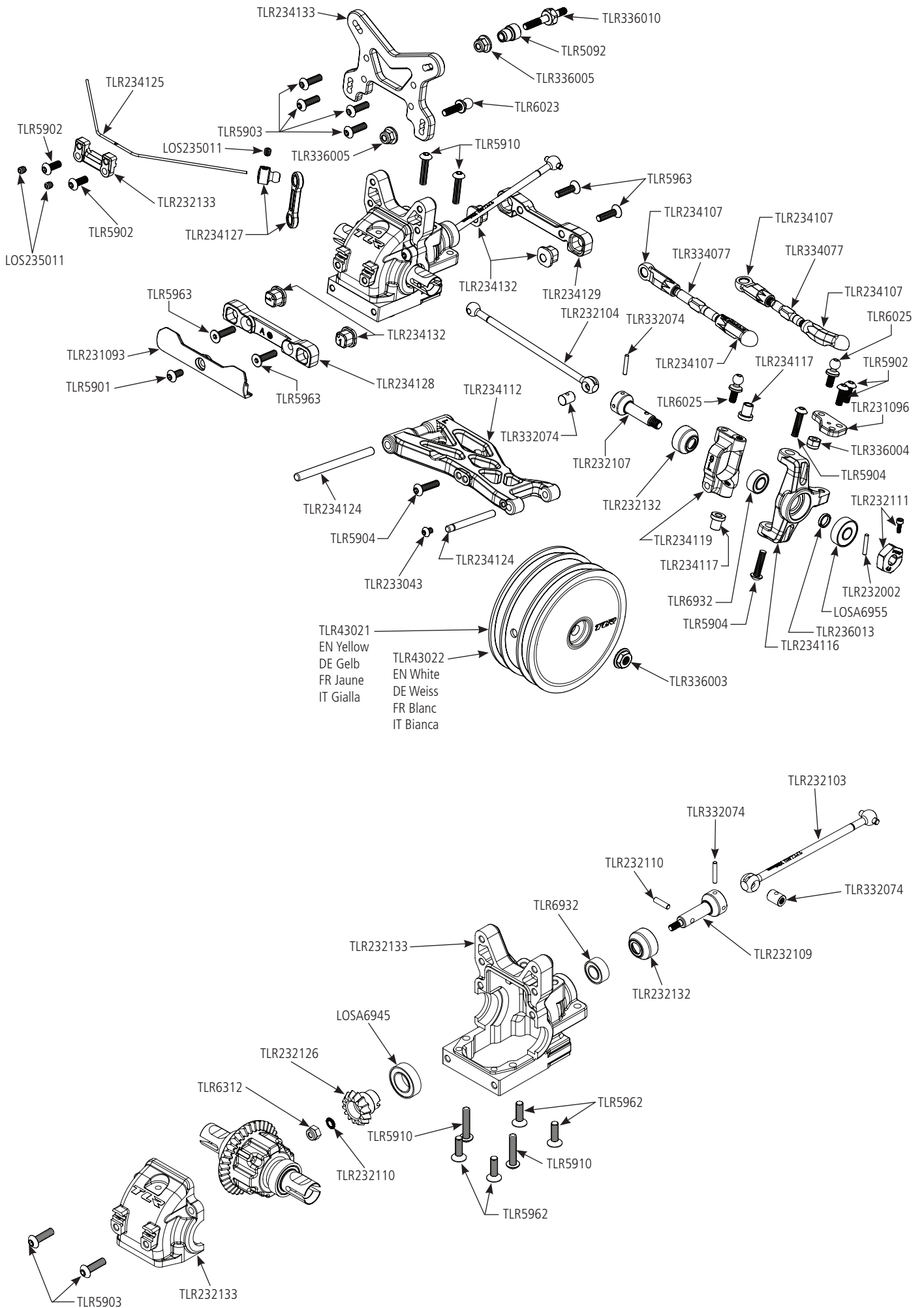
EN Instructions for the optional Losi Constant Drive (LCD) Driveshaft Set - TLR332081 (Not Included)
DE Anleitungen für den optionalen „Losi Constant Drive“- (LCD-)Antriebswellensatz – TLR332081 (nicht im Lieferumfang enthalten)
FR Instructions pour l'ensemble d'arbre de transmission Losi Constant Drive (LCD) - TLR332081 (non inclus)
IT Istruzioni per il kit albero di trasmissione opzionale Losi Constant Drive (LCD) - TLR332081 (Non incluso)

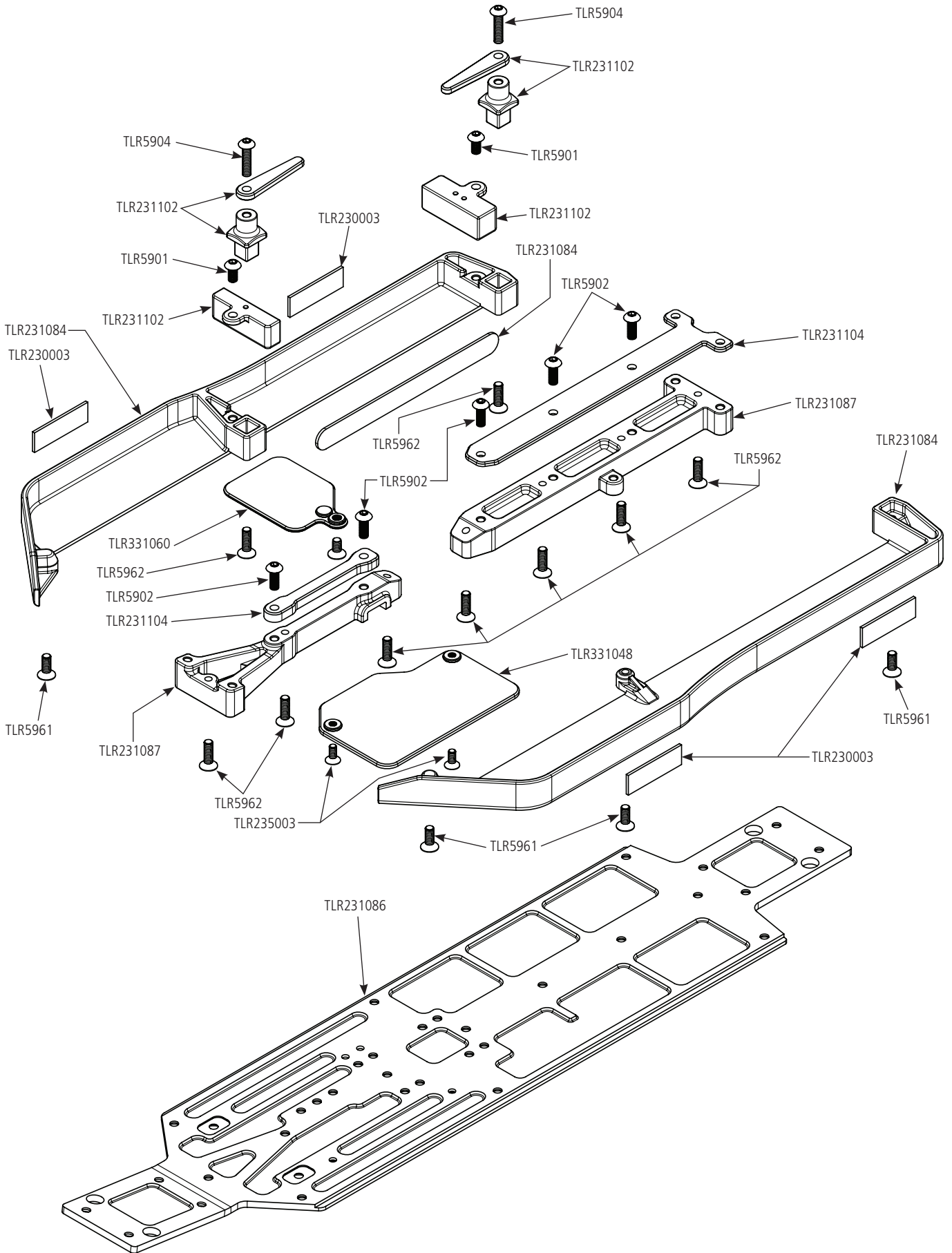
TLR332081 x2

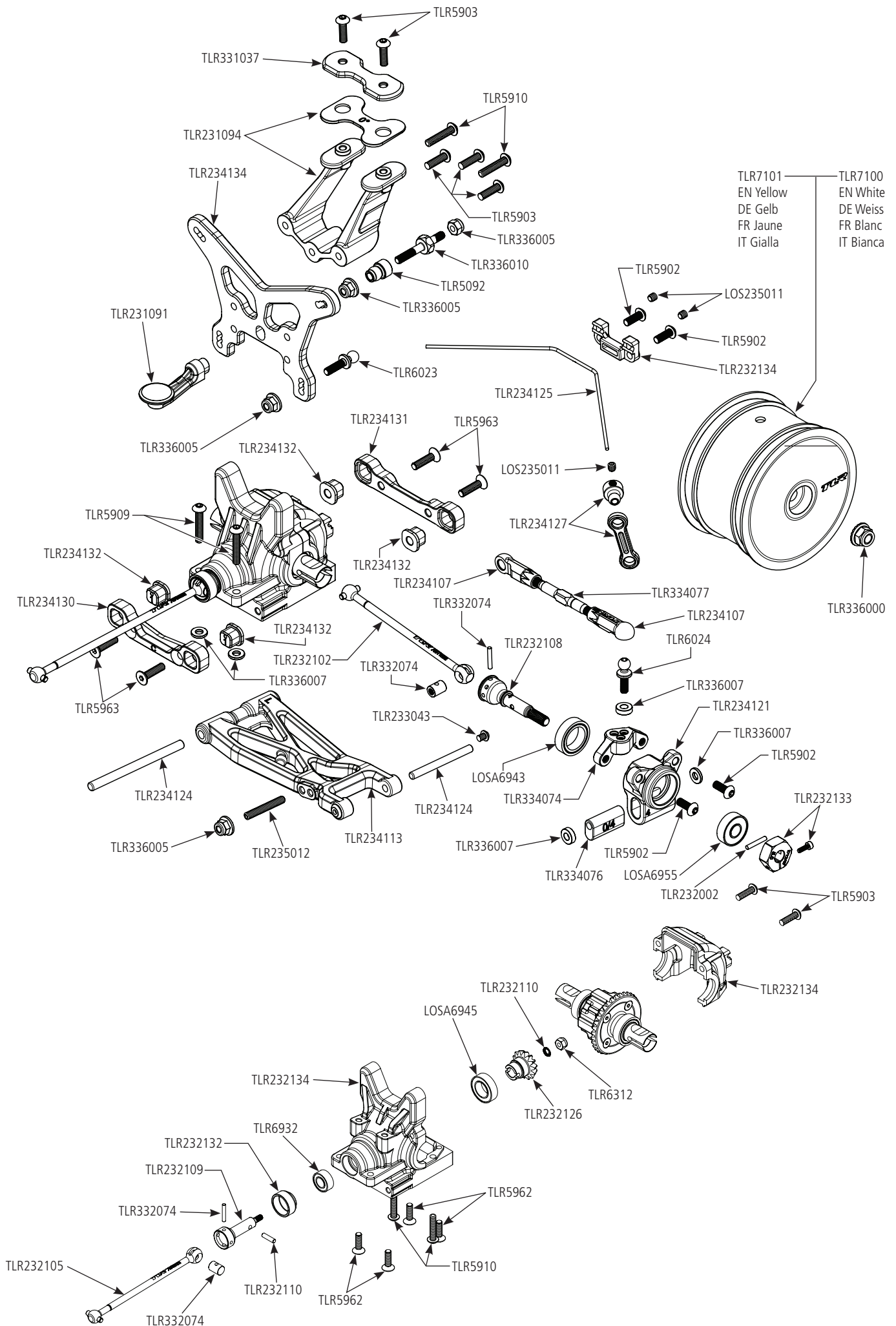


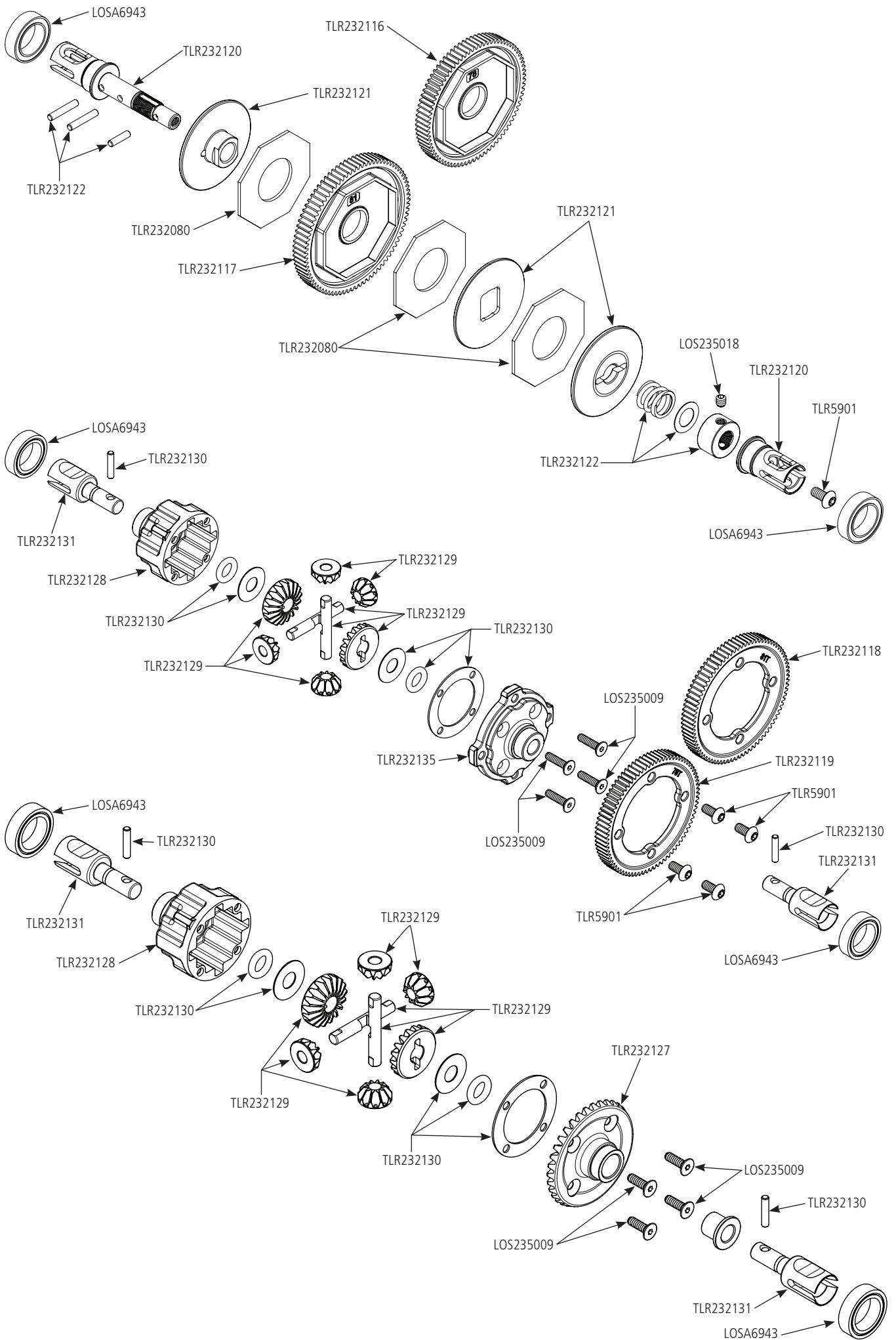
EN 1 drop
DE 1 Tropfen
FR 1 goutte
IT 1 goccia

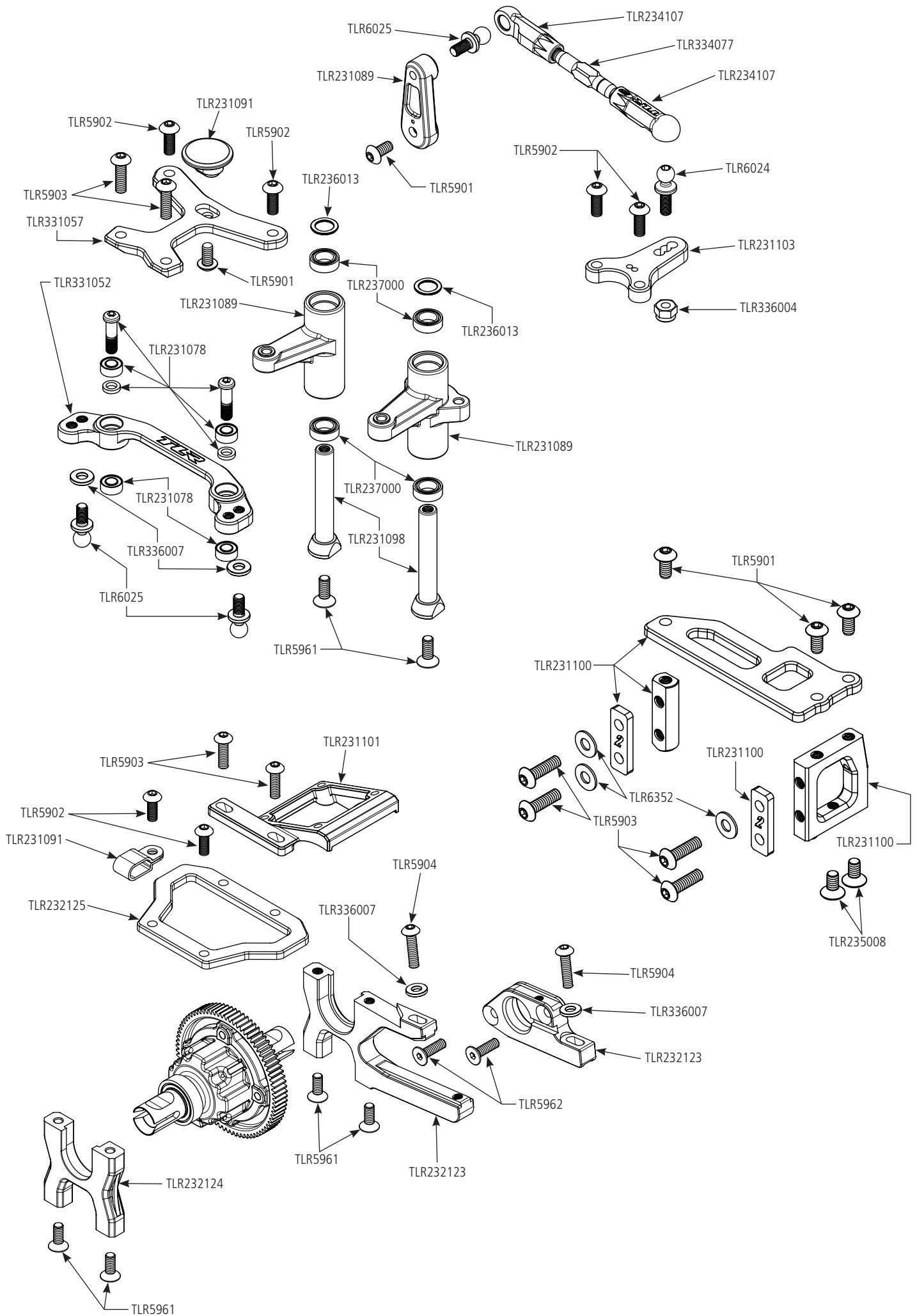


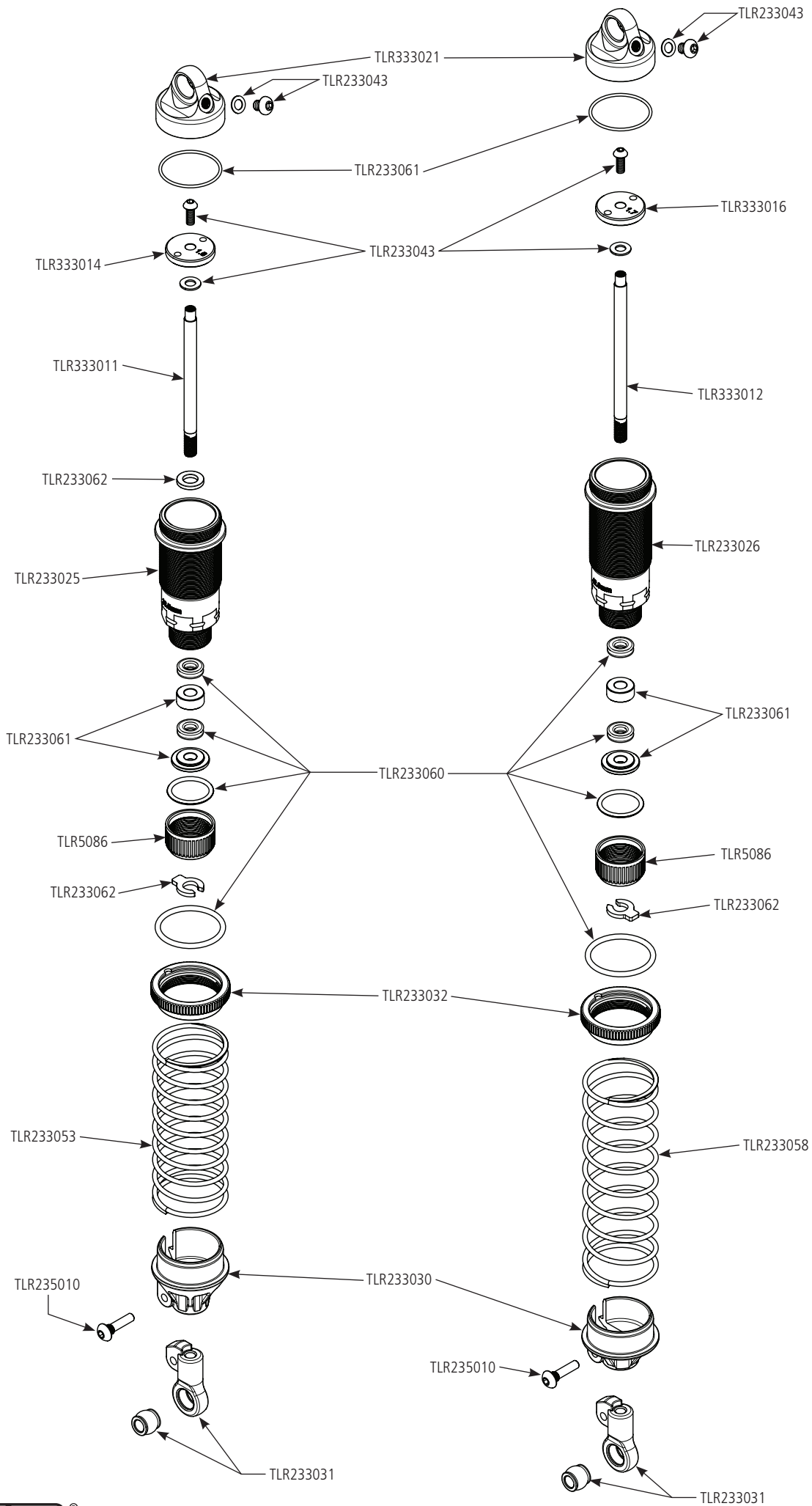












REPLACEMENT PARTS • ERSATZTEILE • PIÈCES DE RECHANGE • PEZZI DI RICAMBIO

Part #	English	Deutsch	Français	Italiano
DYN2267	Servo Tape, Black; 1 1/2"	Servo-Band, Schwarz 38mm	Adhésif servo, noir, 38mm	Nastro per servo, nero; 1 1/2"
LOS235009	Flat Head Screws M2.5 x 8mm (10)	Flachkopfschrauben M2,5 x 8mm (10)	Vis à tête plate M2.5 x 8mm (10)	Viti a testa piatta, M2.5 x 8mm (10)
LOS235011	Set Screws M3 x 3mm Cup Point (10)	Stellschrauben M3 x 3mm Ringschneide (10)	Vis de fixation M3 x 3mm Bout cuvette (10)	Grani, M3 x 3mm, punta tonda (10)
LOSA6943	10 x 15mm Sealed Ball Bearing (2): 22	10 X 15mm Kugellager gekapselt (2): 22	22 - Roulements étanches 10 x15mm (2)	10 x 15mm Cuscinetti stagni (2): 22
LOSA6945	8x14x4 Rubber Sealed Ball Bearing (4)	8 x 14 x 4mm gummiuersiegeltes Kugellager (4)	Roulement à billes hermétique en caoutchouc 8 x 14 x 4mm (4)	Cuscinetti a sfera sigillati in gomma 8 x 14 x 4mm (4)
LOSA6955	5 x 13mm HD Clutch Bearings (2): 8B/8T	5 x 13mm HD Kupplungslager (2):8B/8T	8B/8T - Roulements renforcés 5 x 13mm	5 x 13mm HD Cuscinetti frizione (2): 8B/8T
TLR230002	6.5" Medium Downforce Wing, Precut (2)	6.5 Medium Downforce Flüge vorgeschritten (2)	Aileron appui moyen, prédécoupé (2)	6.5" alettone deportanza media, pretagliato (2)
TLR230003	Hook and Loop Body Mounting, 10 x 20mm: (8)	Klettband 10 x20mm (8)	Bandes auto-agrippantes pour fixation de carrosserie, 10x20mm (8)	Attacco a strappo per montaggio carrozzeria, 10 x 20mm: (8)
TLR230016	Lightweight Body & Wing, Clear: 22X-4	Gehäuse & Tragfläche leicht, transparent: 22X-4	Carrosserie et aile légères, transparentes : 22X-4	Scocca e ala leggere, trasparenti: 22X-4
TLR230018	Front Scoop, Clear: 22X-4	Frontschaufel, Transparent: 22X-4	Prise avant, transparente : 22X-4	Alettone anteriore, trasparente: 22X-4
TLR231078	Steering Hardware Set: 22 5.0	Hardwaresatz Lenkung: 22 5.0	Ensemble de matériel de direction : 22 5.0	Set bulloneria sterzo: 22 5.0
TLR231084	Mud Guard Set, Soft/SFT: 22X-4	Schmutzfänger-Satz, weich/SFT: 22X-4	Ensemble garde-boue, doux/SFT : 22X-4	Kit parafanghi, morbidi/SFT: 22X-4
TLR231086	Chassis, 2.5mm: 22X-4	Karosserie, 2,5mm: 22X-4	Châssis, 2,5 mm : 22X-4	Telaio, 2,5 mm: 22X-4
TLR231087	Chassis Brace Set: 22X-4	Chassishalter Set: 22X-4	22X-4 - Renforts de châssis	Set trapezio: 22X-4
TLR231089	Composite Steering Set: 22X-4	Verbundstoff-Lenkungssatz: 22X-4	Ensemble de direction composite : 22X-4	Kit sterzo in composito: 22X-4
TLR231091	Body, Antenna, Wire, Fan Mount Set: 22X-4	Karosserie, Antenne, Draht, Lüfterhalterungssatz: 22X-4	Ensemble carrosserie, antenne, câble, support de ventilateur : 22X-4	Kit carrozzeria, antenna, filo, supporto ventola: 22X-4
TLR231093	Front Bumper (2): 22X-4	Stoßfänger vorne (2): 22X-4	22x-4: Pare-choc avant (2)	Paraurti anteriore (2): 22X-4
TLR231094	Wing Mount & Washers: 22X-4	Flügelhalterung und Unterlegscheiben: 22X-4	Support d'aile et rondelles : 22X-4	Supporto e rondelle alettone: 22X-4
TLR231096	Carbon Spindle Arm Set, #1: 22X-4	Kohlefaser-Spindelarmsatz Nr. 1: 22X-4	Ensemble de bras d'axe en carbone, n° 1 : 22X-4	Kit bracci del fuso in carbonio, #1: 22X-4
TLR231098	Steering Posts (2): 22X-4	Lenksäule (2): 22X-4	Colonne de direction (2) : 22X-4	Supporto sterzo (2): 22X-4
TLR231101	Center Diff Fan Mount: 22X-4	Lüfterhalterung mittleres Differenzial: 22X-4	Fixation du ventilateur de différentiel central : 22X-4	Supporto ventola differenziale centrale: 22X-4
TLR231102	Carbon Tab Battery Mounts: 22X-4	Carbon-Führung Akkuhalterungen: 22X-4	Fixations de la batterie à languettes en carbone 22X-4	Supporti batteria linguette in carbonio: 22X-4
TLR231103	Carbon Bell Crank Pft V2: 22X-4	Carbon-Umlenkhebelplatte V2: 22X-4	Plaque de levier coudé en carbone V2 : 22X-4	Piastra biella a campana in carbonio V2: 22X-4
TLR231104	Carbon Chassis Brc 1.5&3.5 22X-4	Carbon-Karosseriestrebe 1.5 & 3.5 22X-4	Support de châssis en carbone 1.5&3.5 22X-4	Rinforzo telaio in carbonio 1.5&3.5 22X-4
TLR232002	Solid Drive Pin Set (8): 22/T/SCT	Antriebspin Set (8): 22/T/SCT	22/T/SCT - Jeu de goupilles d'entraînement pleines (8)	Set perni trasmissione (8): 22/T/SCT
TLR232102	CVA Driveshaft Bones, 67mm (2): 22X	CVA-Antriebsknochen, 67 mm: 22X	Os de l'arbre de transmission (67 mm) : 22X	Dogbone albero di trasmissione CVA, 67 mm: 22X
TLR232103	CVA Driveshaft Bones, X68mm (2): 22X	CVA-Antriebsknochen, X68 mm: 22X	Os de l'arbre de transmission (X68 mm) : 22X	Dogbone albero di trasmissione CVA, X68 mm: 22X

REPLACEMENT PARTS • ERSATZTEILE • PIÈCES DE RECHANGE • PEZZI DI RICAMBIO

Part #	English	Deutsch	Français	Italiano
TLR232104	CVA Driveshaft Bones, 74mm (2): 22X	CVA-Antriebsknochen, 74 mm: 22X	Os de l'arbre de transmission (74 mm) : 22X	Dogbone albero di trasmissione CVA, 74 mm: 22X
TLR232105	CVA Driveshaft Bones, 68mm/93mm: 22X	CVA-Antriebsknochen, 68 mm/93 mm: 22X	Os de l'arbre de transmission (68 mm/93 mm) : 22X	Dogbone albero di trasmissione CVA, 68 mm/93 mm: 22X
TLR232107	Front CVA Axle (2): 22X-4	CVA-Vorderachse (2): 22X-4	Axe CVA avant (2) : 22X-4	Assale CVA anteriore (2): 22X-4
TLR232108	Rear CVA Axle (2): 22X-4	CVA-Hinterachse (2): 22X-4	Axe CVA arrière (2) : 22X-4	Assale CVA posteriore (2): 22X-4
TLR232109	Pinion CVA Axle (2): 22X-4	Ritzel CVA-Achse (2): 22X-4	Axe CVA du pignon (2) : 22X-4	Assale CVA pignone (2): 22X-4
TLR232110	Pinion Mounting Hardware (4): 22X-4	Ritzelhalterungshardware (4): 22X-4	Équipement de montage du pignon (4) : 22X-4	Bulloneria montaggio pignone (4): 22X-4
TLR232111	Wheel Hex, 12mm x 4.0mm (2)	Sechskant, 12 mm x 4,0 mm (2)	Hexagones de roues, 12 mm x 4,0 mm (2)	Esagoni ruote, 12 mm x 4,0 mm (2)
TLR232113	Wheel Hex, 12mm x 5.0mm (2)	Sechskant, 12 mm x 5,0 mm (2)	Hexagones de roues, 12 mm x 5,0 mm (2)	Esagoni ruote, 12 mm x 5,0 mm (2)
TLR232118	78T Spur Gear, Center Diff: 22X-4	Stirnrad 78T, mittleres Differential: 22X-4	Engrenage cylindrique 78T, Différentiel central : 22X-4	Corona 78T, diff. centrale: 22X-4
TLR232119	81T Spur Gear, Center Diff: 22X-4	Stirnrad 81T, mittleres Differential: 22X-4	Engrenage cylindrique 81T, Différentiel central : 22X-4	Corona 81T, diff. centrale: 22X-4
TLR232123	Motor Mount and Adapter: 22X-4	Motorhalter mit Adapter	Support moteur avec adaptateur	Supporto motore con adattatore
TLR232124	Center Bulkhead: 22X-4	Mittige Spritzwand: 22X-4	Cloison centrale : 22X-4	Paratia centrale: 22X-4
TLR232125	Carbon Center Bulkhead Brace: 22X-4	Mittige Kohlefaser-Spritzwandstrebe: 22X-4	Support de cloison centrale en carbone : 22X-4	Rinforzo paratia centrale in carbonio: 22X-4
TLR232126	Pinion Gear, Steel: 22X-4	Zahnradgetriebe, Stahl: 22X-4	Engrenage à pignons, acier : 22X-4	Pignone, acciaio: 22X-4
TLR232127	Ring Gear, Metal: 22X-4	Zahnradgetriebe, Metall: 22X-4	Engrenage à anneaux, métal : 22X-4	Corona dentata, metallo: 22X-4
TLR232128	Diff Housing (2): 22X-4	Differentialgehäuse (2): 22X-4	Boîtier de différentiel (2): 22X-4	Alloggiamento differenziale (2): 22X-4
TLR232129	Diff Gear & Cross Pin Set, Metal: 22X-4	Differentialgetriebe und Querstiftesatz, Metall: 22X-4	Engrenage différentiel et ensemble de tige transversale, métal : 22X-4	Ingr. diff. e perno a croce, metallo: 22X-4
TLR232130	Diff Seal & Hardware Set: 22X-4	Differentialgetriebedichtung und Hardwaresatz: 22X-4	Ensemble de joints et matériel pour différentiel : 22X-4	Kit bulloneria e guarnizioni diff.: 22X-4
TLR232131	Outdrive Set (2): 22X-4	Antriebsklauen Set (2): 22X-4	Noix de sortie de diff (2): 22X-4	Set trascinatore (2): 22X-4
TLR232132	CVA Sleeve, Composite (8): 22X	CVA-Hülse, Verbundstoff (8): 22X	Manchon CVA, composite (8) : 22X	Manicotto CVA, composito (8): 22X
TLR232133	Front Gear Box Set: 22X-4	Vordere Getriebebox: 22X-4	Boîte à engrenage avant : 22X-4	Riduttore anteriore: 22X-4
TLR232134	Rear Gear Box Set: 22X-4	Hintere Getriebebox: 22X-4	Boîte à engrenage arrière : 22X-4	Riduttore posteriore: 22X-4
TLR232135	Center Diff Cover: 22X-4	Abdeckung mittleres Differential: 22X-4	Cache de différentiel central : 22X-4	Coperchio diff. centrale: 22X-4
TLR233025	Shock Body, 36.5mm, G3 (1)	Stoßdämpfergehäuse, 36,5 mm, G3 (1)	Corps antichoc, 36,5 mm, G3 (1)	Scocca ammortizzatore, 36,5 mm, G3 (1)
TLR233026	Shock Shaft, 42mm, G3 (1)	Kolbenstange, 42 mm, G3 (1)	Bras d'amortisseur, 42 mm, G3 (1)	Albero ammortizzatore, 42 mm, G3 (1)
TLR233030	Spring Cup Set, G3 (4ea)	Federteller-Satz, G3 (je 4)	Ensemble de coupelles de ressorts, G3 (4ea)	Set coppetta a molle, G3 (4ea)
TLR233031	Shock End Set, G3 (4ea)	Stoßdämpferendstück, Satz, G3 (je 4)	Ensemble d'extrémités d'amortisseurs, G3 (4ea)	Set estremità ammortizzatore, G3 (4ea)

REPLACEMENT PARTS • ERSATZTEILE • PIÈCES DE RECHANGE • PEZZI DI RICAMBIO

Part #	English	Deutsch	Français	Italiano
TLR233032	Threaded Spring Collar, G3 (2)	Federteller mit Gewinde, G3 (2)	Collier à ressort fileté, G3 (2)	Collare molla filettata, G3 (2)
TLR233043	Shock Hardware, G3 (4)	Stoßdämpfer-Hardware, G3 (4)	Matériel d'amortisseur, G3 (4)	Bulloneria ammortizzatore, G3 (4)
TLR233053	Yellow Front Springs, Low Frequency, 12mm (2)	Gelbe Frontfedern, Niedrige Frequenz, 12 mm (2)	Ressorts avant jaunes, basse fréquence, 12 mm (2)	Molle anteriori giallo, bassa frequenza, 12 mm (2)
TLR233058	Pink Rear Springs, Low Frequency, 12mm (2)	Pinkfarbene Heckfedern, Niedrige Frequenz, 12 mm (2)	Ressorts arrière roses, basse fréquence, 12 mm (2)	Molle posteriori rosa, bassa frequenza, 12 mm (2)
TLR233060	Seal Set, X-Rings, G3 V2 (4 shocks)	Dichtungssatz, X-Ringe, G3 V2 (4 Stoßdämpfer)	Ensemble de joints, toriques, G3 V2 (4 amortisseurs)	Set tenute, anelli a X, G3 V2 (4 ammortizzatori)
TLR233061	Shock Seal Bushings, Machined, G3 V2 (4)	Gefräste Stoßdämpferbuchsen, G3 V2 (4)	Bagues de joints d'amortisseurs, usinées, G3 V2 (4)	Boccole tenuta ammortizzatore, lavorate, G3 V2 (4)
TLR233062	Shock Travel Spacer Set: 22	Stoßdämpferhub-Distanzstücksatz: 22	Ensemble d'entretoise d'amortisseur de course : 22	Kit distanziali corsa ammortizzatori: 22
TLR234107	HD Ball Cup Set: All 22	HD-Kugelschale, Satz: Alle 22	Ensemble de cuvettes de roulement à billes ultra-résistant : Tout 22	Set coppa a sfera HD: Tutte le 22
TLR234112	Front Arm Set: 22X-4	Querlenker vorne Set: 22X-4	22X-4 - Triangles avant	Set bracci anteriori: 22X-4
TLR234113	Rear Arm Set: 22X-4	Querlenker hinten Set: 22X-4	22X-4 - Triangles arrière	Set bracci posteriori: 22X-4
TLR234116	Front Spindle Set: 22X-4	Achsschenkelset vorne: 22X-4	22X-4 - Set de fusées avant	Set fuso anteriore: 22X-4
TLR234117	Spindle Bushing Set, Aluminum (8): 22X-4	Spindelwellensatz, Aluminium (8): 22X-4	Ensemble de bague d'arbre, aluminium (8) : 22X-4	Kit boccole fusello, alluminio (8): 22X-4
TLR234119	Caster Block Set, 9 deg, Aluminum: 22X-4	C.Hub 9° Alu: 2X-4	22X-4 - Set d'étriers porte fusées 9° en aluminium	Set blocco castor, 9 gradi, alluminio: 22X-4
TLR234121	VHA Hub Body, Composite (2): 22X-4	VHA Nabenkörper, Verbundstoff (2): 22X-4	Corps de moyeu VHA, composite (2) : 22X-4	Corpo mozzo VHA, composito (2): 22X-4
TLR234124	Hinge Pin Set, Polished: 22X-4	Scharnierstiftsatz, poliert: 22X-4	Ensemble de goupilles de charnière, poli : 22X-4	Kit perno di articolazione, lucido: 22X-4
TLR234125	Sway Bar Set, 1.0/1.2/1.4mm (3): 22X-4	Schwingen-Set, 1.0/1.2/1.4mm (3): 22X-4	Ensemble de barre stabilisatrice, 1.0/1.2/1.4mm (3): 22X-4	Set barra oscillante, 1.0/1.2/1.4mm (3): 22X-4
TLR234127	Sway Bar Mount Set (2): 22X-4	Schwingen-Halterungssatz (2): 22X-4	Ensemble de support de barres stabilisatrices (2) : 22X-4	Kit supporto barra di torsione (2): 22X-4
TLR234128	A Pivot Block, Aluminum: 22X-4	A-Zapfenlager, Aluminium: 22X-4	Bloc pivot A, aluminium : 22X-4	Blocco pivotante A, alluminio: 22X-4
TLR234129	B Pivot Block, Aluminum: 22X-4	B-Zapfenlager, Aluminium: 22X-4	Bloc pivot B, aluminium : 22X-4	Blocco pivotante B, alluminio: 22X-4
TLR234130	C Pivot Block, Aluminum: 22X-4	C-Zapfenlager, Aluminium: 22X-4	Bloc pivot C, aluminium : 22X-4	Blocco pivotante C, alluminio: 22X-4
TLR234131	D Pivot Block, Aluminum: 22X-4	D-Zapfenlager, Aluminium: 22X-4	Bloc pivot D, aluminium : 22X-4	Blocco pivotante D, alluminio: 22X-4
TLR234132	Insert Set, Adjust Pivot, V2: 22X-4	Einsatz-Set, anpassbarer Drehpunkt, V2: 22X-4	Ensemble d'inserts, pivot de réglage V2 : 22X-4	Set inserti, perno regolazione, V2: 22X-4
TLR234133	Carbon FR Shock Tower, V2: 22X-4	Vordere Carbon-Stoßdämpferbrücke, V2: 22X-4	Tour d'amortisseur avant en carbone, V2 : 22X-4	Torre amm in carbonio, ant, V2: 22X-4
TLR234134	Carbon RR Shock Tower, V2: 22X-4	Hintere Carbon-Stoßdämpferbrücke, V2: 22X-4	Tour d'amortisseur arrière en carbone, V2 : 22X-4	Torre amm in carbonio, pst, V2: 22X-4
TLR235003	Flat Head Screws, M2.5 x 6mm (10)	Flachkopfschrauben, M2,5 x 6mm (10)	Vis FHC M2.5 x 6mm	Viti a testa piatta, M2.5 x 6mm (10)
TLR235007	Flat Head Screws, M2.5 x 10mm (10)	Flachkopfschrauben, M2,5 x 10mm (10)	Vis à tête fraisée M2,5 x 10mm (10)	Viti a testa piatta M2,5 x 10mm (10)
TLR235008	Flat Head Screws, M3 x 6mm (10)	Flachkopfschrauben, M3 x 6mm (10)	Vis à tête fraisée M3 x 6mm (10)	Viti a testa piatta M3 x 6mm (10)

REPLACEMENT PARTS • ERSATZTEILE • PIÈCES DE RECHANGE • PEZZI DI RICAMBIO

Part #	English	Deutsch	Français	Italiano
TLR235010	Screw, G3 Shock Cup (8)	Schraube, G3 Stoßdämpfer-Teller (8)	Vis, coupelle d'amortisseur G3 (8)	Vite, coppa ammortizzatore G3 (8)
TLR235012	Set Screw, M3 x 20mm (8)	Schraubenset, M3 x 20mm (10)	Vis sans tête, M3 x 20mm (10)	Grano, M3 x 20mm (10)
TLR235015	Button Head Screws, M3 x 4mm (10)	Rundkopfschraube, M3 x 4mm (10)	Vis à tête bombée M3 x 4mm (10)	Viti testa tonda, M3 x 4mm (10)
TLR236006	10 x 14mm Shims, 0.1 & 0.2mm (5ea.)	Distanzscheiben 10x14 mm, 0,1 und 0,2 mm (je 5)	Set de cales 10x14mm, 0.1 et 0.2mm (5 pce)	Spessori 10x14 mm, 0,1 e 0,2 mm (5 cad.)
TLR236013	Axle Spacer Set, 5 x 1.3mm(2), 5 x 0.5mm (4)	Achsen-Abstandshalter, 5 x 1,3 mm (2), 5 x 0,5 mm (4)	Ensemble d'entretoise de l'axe, 5 x 1,3 mm (2), 5 x 0,5 mm (4)	Set distanziali assale, 5 x 1,3 mm (2), 5 x 0,5 mm (4)
TLR237000	5 x 8 x 2.5mm Bearings (2)	5 x 8 x 2.5mm Lager (2)	Roulements 5 x 8 x 2.5mm (2)	5 x 8 x 2.5mm cuscinetti (2)
TLR331037	Carbon Wing Washer (2): 22 5.0	Tragflächen-Unterlegscheibe, Karbon (2): 22 5.0	Rondelle d'aile en carbone (2) : 22 5.0	Rondella ala carbonio (2): 22 5.0
TLR331048	Carbon Electronics Mounting Plate: 22X-4	Elektronik-Halterungsplatte, Karbon: 22X-4	Plaque de montage électronique en carbone : 22X-4	Piastra di montaggio elettronica carbonio: 22X-4
TLR331052	Drag Link, Aluminum: 22X-4	Lenkwischenstange, Aluminium: 22X-4	Barre d'accouplement, aluminium : 22X-4	Tirante longitudinale, alluminio: 22X-4
TLR331057	Carbon Fr Top Brc Med Flex:22X-4	Vordere obere Carbon-Strebe, Med Flex: 22X-4	Arbre moyen de support supérieur avant en carbone : 22X-4	Rinf sup ant carbonio med flex:22X-4
TLR332074	VHA CVA Rebuild Set (2): 22 5.0	VHA CVA Nachbausatz (2): 22 5.0	Ensemble de reconstruction VHA CVA (2) : 22 5.0	Set rigenerazione VHA CVA (2): 22 5.0
TLR333011	Shock Shaft, 42.7mm, TiCN, G3 (1)	Kolbenstange, 42,7 mm, TiCN, G3 (1)	Bras d'amortisseur, 42,7 mm, TiCN, G3 (1)	Albero ammortizzatore, 42,7 mm, TiCN, G3 (1)
TLR333012	Shock Shaft, 48.7mm, TiCN, G3(1)	Kolbenstange, 48,7 mm, TiCN, G3 (1)	Bras d'amortisseur, 48,7 mm, TiCN, G3 (1)	Albero ammortizzatore, 48,7 mm, TiCN, G3 (1)
TLR333014	Machined Shock Pistons, Thin, 2 x 1.6mm, G3 (2)	Gefräste Stoßdämpferkolben, dünn, 2 x 1,6 mm, G3 (2)	Pistons amortisseurs usinés, fins, 2 x 1,6 mm, G3 (2)	Pistoni amm. lavorati, sottili, 2 x 1,6 mm, G3 (2)
TLR333016	Machined Shock Pistons, Thin, 2 x 1.7mm, G3 (2)	Gefräste Stoßdämpferkolben, dünn, 2 x 1,7 mm, G3 (2)	Pistons amortisseurs usinés, fins, 2 x 1,7 mm, G3 (2)	Pistoni amm. lavorati, sottili, 2 x 1,7 mm, G3 (2)
TLR333021	Domed Bleeder Shock Caps, Aluminum, G3 (2): 22	Gewölbte Stoßdämpfer-Entlüfterkappen, Aluminium, G3 (2): 22	Capuchons d'amortisseurs avec purgeurs en dôme, aluminium, G3 (2) 22	Tappi di sfiato a cupola per amm, alu, G3 (2): 22
TLR334074	VHA Camber Link Mount, Black: 22 5.0	VHA Nabensatz, Verbundstoff: 22 5.0	Ensemble de moyeux VHA, composite : 22 5.0	Set mozzo VHA, composito: 22 5.0
TLR334076	VHA Hinge Pin Insert Set: 22 5.0	VHA-Scharnierstifteinsatz-Satz: 22 5.0	Ensemble d'inserts de goupilles de charnière VHA : 22 5.0	Kit inserti perno di articolazione VHA: 22 5.0
TLR334077	HD Turnbuckle Kit, Titanium: 22X-4	Gewindestangenset Titan: 22X-4	22X-4 - Set de biellettes en titane	HD set tenditori, titanio: 22X-4
TLR336000	4mm Aluminum Serrated Lock Nuts, Black (6)	4mm Aluminium Stopmutter mit Flanch Schwarz 6St.	Écrou auto-freiné épaulé M4, aluminium, noir (6)	Dado autobloccante seghettato 4mm, nero (6)
TLR336003	M4 Aluminum Serrated Nuts, Low Profile, Black (4)	M4 Aluminiumschrauben geriffelt schwarz (4)	Écrou strié M4 taille basse en aluminium, noir (4)	Dadi dentellati allum. M4, basso profilo, nero (4)
TLR336004	M3 Aluminum Lock Nuts, Black (10)	M3 Aluminium Stopmmuttern Schwarz (10)	Écrou auto-freiné M3 en aluminium, noir (10)	Dadi autobloccanti allum. M3, neri (10)
TLR336005	M3 Flanged Aluminum Lock Nuts, Black (10)	M3 Aluminium Stopmmutter mit Bund Schwarz (10)	Écrou auto-freiné épaulé M3 en aluminium, noir (10)	Dadi autobloccanti allum. flangiati M3, neri (10)
TLR336007	M3 Caster Block Alum Washer Set, Black (4ea)	M3 Radblock, Unterlegscheiben-Satz, Aluminium, schwarz (je 4)	Ensemble de rondelles en aluminium pour bloc de roulettes M3, noir (4ea)	Set rondella alluminio blocco ghisa M3, nero (4ea)
TLR336010	Shock Standoff, Carbon Tower, Titanium (2): 22 5.0	Stoßdämpfer-Standoff, Karbon-Brücke, Titan (2): 22 5.0	Dispositif d'espacement d'amortisseur, tour en carbone, titane (2) : 22 5.0	Distanziale ammortizzatore, torre in carbonio, titanio (2): 22 5.0
TLR5086	Shock Cap: Bottom (2): 22	Stoßdämpferendkappe unten (2)	Bouchon inférieur d'amortisseur (2)	Tappo ammort.: inferiore (2)
TLR5092	Upper Shock Bushing (4): 22	Buchsen für Dämpfer: 22 (4)	22 - Entretoise supérieure d'amortisseur (4)	Boccola superiore ammort. (4): 22

REPLACEMENT PARTS • ERSATZTEILE • PIÈCES DE RECHANGE • PEZZI DI RICAMBIO

Part #	English	Deutsch	Français	Italiano
TLR5280	Silicone Diff Fluid, 5000CS	Differential-Silikonflüssigkeit, 5000CS	Liquide silicone pour différentiel, 5000CS	Olio al silicone per differenziale, 5000CS
TLR5281	Silicone Diff Fluid, 7000CS	Silikon Diff Öl ,7.000CS	Graisse silicone pour différentiel, 7000CS	Fluido silicone diff, 7,000CS
TLR5901	Button Head Screws, M3 x 6mm (10)	Rundkopfschraube, M3 x 6mm (10)	Vis à tête bombée M3 x 6mm (10)	Viti testa tonda, M3 x 6mm (10)
TLR5902	Button Head Screws, M3 x 8mm (10)	Rundkopfschraube, M3 x 8mm (10)	Vis à tête bombée M3 x 8mm (10)	Viti testa tonda, M3 x 8mm (10)
TLR5903	Button Head Screws, M3 x 10mm (10)	Rundkopfschraube, M3 x 10mm (10)	Vis à tête bombée M3 x 10mm (10)	Viti testa tonda, M3 x 10mm (10)
TLR5904	Button Head Screws, M3 x 12mm (10)	Rundkopfschraube, M3 x 12mm (10)	Vis à tête bombée M3 x 12mm (10)	Viti testa tonda, M3 x 12mm (10)
TLR5909	Button Head Screws, M3 x 16mm (10)	TLR Rundkopfschraube, M3 x 16mm (10)	Vis à tête bombée M3 x 16mm (10)	Viti testa tonda, M3 x 16mm (10)
TLR5910	Button Head Screws, M3 x 14mm (10)	Rundkopfschrauben M3 x 14mm (10)	Vis à tête bombée M3x14mm (10)	Viti a testa tonda, M3 x 14mm (10)
TLR5961	Flathead Screws, M3 x 8mm (10)	Flachkopfschrauben, M3 x 8mm (10)	Vis à tête fraisée M3 x 8mm (10)	Vite a testa piatta, M3 x 8mm (10)
TLR5962	Flat Head Screw, M3 x 10mm (10)	Flachkopfschrauben, M3 x 10mm (10)	Vis à tête fraisée M3 x 10mm (10)	Vite a testa piatta, M3 x 10mm (10)
TLR5963	Flathead Screw, M3 x 12mm (10)	Flachkopfschrauben, M3 x 12mm (10)	Vis à tête fraisée M3 x 12mm (10)	Vite a testa piatta, M3 x 12mm (10)
TLR6023	BallStud, 4.8 x 10mm (4): 22	Kugelkopf mit Gewinde 4.8 x 10mm (4)	Rotules à visser 4,8 x 10mm (4)	Perno sferico, 4.8 x 10mm (4)
TLR6024	Ball Stud, 4.8 x 8mm (4): 22	Kugelkopf mit Gewinde, 4.8 x: 8mm (4): 22	22 - Rotules à visser 4,8 x 8mm (4)	Perno sferico, 4.8 x 8mm (4): 22
TLR6025	Ball Stud, 4.8mm x 6mm (4): 22	Kugelkopf mit Gewinde 4.8mm x 6mm (4)	Rotules à visser 4,8 x 6mm (4)	Perno sferico, 4.8 x 6mm (4)
TLR6312	Locknut, M2.5 x .45 x 5mm (6)	Mutter selbstsichernd M2.5 x .45 x 5mm (6)	Ecrou M2,5 x 0,45 x 5mm (6)	Dado autobloccante, M2.5 x .45 x 5mm (6)
TLR6352	Washers, M3 (10)	U-Scheibe, M3 (10)	Rondelles M3 (10)	Rodelle, M3 (10)
TLR6932	5x10x4mm HD Bearings (2)	Kugellager 5 x 10 x 4mm (2)	Roulements renforcés 5 x 10 x 4mm (2)	5x10x4mm HD Cuscinetti (2)
TLR72003	Shock Tools, Composite: All 22	Stoßdämpferwerkzeuge, Komposit: Alle 22	Outils pour amortis-seurs, composite : Tout 22	Attrezzi ammortizzatori, composito: Tutte le 22
TLR74010	Silicone Shock Oil, 40 wt, 2 oz	Silikonstoßdämpferöl, 40wt, 2 oz	Huile silicone d'amortisseur, 40wt, 60 ml	Olio silicone ammortizzatori, 40wt, 2oz
TLR74011	Silicone Shock Oil, 42.5wt, 2oz	Silikonstoßdämpferöl, 42.5wt, 2 oz	Huile silicone d'amortisseur, 42.5wt, 60 ml	Olio silicone ammortizzatori, 42.5wt, 2oz
TLR75009	Silicone Diff Fluid, 500,000CS	Differential-Silikonflüssigkeit, 500,000CS	Liquide silicone pour différentiel, 500,000CS	Olio al silicone per differenziale, 500.000CS
TLR76009	TLR Lok Threadlock Blue	TLR Lok, Schraubensicherung, blau	Verrou TLR, frein-filet, bleu	TLR Lok, frenafilet, blu
TLR77000	High-Pressure Black Grease, 8cc	High-Pressure Fett Schwarz/8cc	Graisse noire haute pression, 8cc	Grasso nero alta pressione, 8cc
TLR8202	Body Clips, Black (12): 22	Karosseriekammern Schwarz (12)	Clips de carrosserie noirs (12)	Clips carrozzeria, neri (12)

OPTIONAL PARTS • OPTIONALE TEILE • PIÈCES OPTIONNELLES • PARTI OPZIONALI

Part #	English	Deutsch	Français	Italiano
DYN2267	Servo Tape, Black; 1 1/2"	Servo-Band, Schwarz 38mm	Adhésif servo, noir, 38mm	Nastro per servo, nero; 1 1/2"
DYN2516	Straight Body Scissors	Gerade Karosserie-Schere	Ciseaux de corps droits	Forbici dritte per scocca
DYN5500	Magnum Force 2 Motor Spray, 13 oz	Magnum Force 2 Motorspray, 368 g	Vaporisateur pour moteur Magnum Force 2, 13 onces	Spray per motore Magnum Force 2, 385 ml (13 oz)
DYNF1055	Infrared Temp Gun/Thermometer with Laser Sight	Infrarotmesspistole/Thermometer mit Laservisier	Détecteur infrarouge de température/ Thermomètre avec visée laser	Pistola termometro IR con puntatore laser
DYNT1260	Shock Shaft Pliers/Multi-Tool	Kolbenstangenzange/ Multifunktionswerkzeug	Pinces de bras d'amortisseurs/Outil multifonctions	Pinze multiutensili per albero ammortizzatore
DYNT2010	Machined Nut Driver Set 4pc.MET	Steckschlüsselset CNC gefräst 4Stk. metrisch	Clés à écrous usinées 4 pièces, métrique	Set cacciaviti dadi lavorati, metrico (4)
DYNT2030	Machined Hex Driver Set (4) Met	Inbusschlüsselset (4) Metrisch	Clés BTR usinées 4 pièces, métrique	Set cacciaviti a brugola lavorati, metrico (4)
DYNT2112	Suspension Arm Reamer 3.5mm	Querlenker-Reibahle 3,5 mm	Alésoir de bras de suspension, 3,5 mm	Alesatore braccetto sospensione 3,5 mm
SPM9067	6245 Mount, Black: 22X-4, B74	6245 Halterung, schwarz: 22X-4, B74	Fixation 6245, noire : 22X-4, B74	6245 supporto, nero: 22X-4, B74
TLR230017	Ultra Lightweight Body & Wing, Clear: 22X-4	Gehäuse & Tragfläche ultraleicht, transparent: 22X-4	Carrosserie et aile ultra-légères, transparentes : 22X-4	Scocca ultraleggera e ala, trasparenti: 22X-4
TLR230019	6.5" LW Rear Wing Clr Precut	6,5" LW Heckflügel, farblos, vorgeschritten	Prédécoupage d'aile transparente arrière LW, 6,5 po	Ala posteriore 6.5" trasparente pretagliata
TLR231085	Mud Guard Set, Stiffezel/SZL: 22X-4	Kortflügel. 22X-4	22X-4 - Bavettes, Stiffezel	Set parafanghi: 22X-4
TLR231088	Carbon Chassis Brace Support Set: 22X-4	Kohlefaser-Karosseriestrebensatz: 22X-4	Ensemble de support de châssis en carbone : 22X-4	Kit montanti di supporto in carbonio: 22X-4
TLR231100	V2 Steering and Steering Carbon Brace	V2 Lenkung und Lenkung-Carbon-Strebe	Support en carbone de direction et direction V2	Sterzo e rinforzo sterzo in carbonio V2
TLR232106	CVA Driveshaft Bones, 61mm/100mm: 22X	CVA-Antriebsknochen, 61 mm (2): 22X	Os de l'arbre de transmission 61 mm (2): 22X	Dogbone albero di trasmissione CVA, 61 mm (2): 22X
TLR232112	Wheel Hex, 12mm x 4.5mm (2)	Sechskantrad, 12 mm x 4,5 mm (2)	Hexagones de roues, 12 mm x 4,5 mm (2)	Esagoni ruote, 12 mm x 4,5 mm (2)
TLR232114	Wheel Hex, 12mm x 5.5mm (2)	Sechskantrad, 12 mm x 5,5 mm (2)	Hexagones de roues, 12 mm x 5,5 mm (2)	Esagoni ruote, 12 mm x 5,5 mm (2)
TLR232115	Wheel Hex, 12mm x 6.0mm (2)	Sechskantrad, 12 mm x 6,0 mm (2)	Hexagones de roues, 12 mm x 6,0 mm (2)	Esagoni ruote, 12 mm x 6,0 mm (2)
TLR232137	Slipper Assembly, Complete: 22X-4	Gleiterbaugruppe, komplett: 22X-4	Ensemble de sabot, complet : 22X-4	Gruppo antisaltellamento completo: 22X-4
TLR233051	Purple Front Springs, Low Frequency, 12mm (2)	Violette Frontfedern, Niedrige Frequenz, 12 mm (2)	Ressorts avant violets, basse fréquence, 12 mm (2)	Molle anteriori viola, bassa frequenza, 12 mm (2)
TLR233052	Sky Blue Fr Springs, LF 12mm (2)	Himmelblaue Frontfedern, Niedrige Frequenz, 12 mm (2)	Ressorts avant bleu ciel, basse fréquence, 12 mm (2)	Molle anteriori azzurro, bassa frequenza, 12 mm (2)
TLR233054	Gold Front Springs, Low Frequency, 12mm (2)	Goldfarbene Frontfedern, Niedrige Frequenz, 12 mm (2)	Ressorts avant dorés, basse fréquence, 12 mm (2)	Molle anteriori oro, bassa frequenza, 12 mm (2)
TLR233056	White Rear Springs, Low Frequency, 12mm (2)	Weiße Heckfedern, Niedrige Frequenz, 12 mm (2)	Ressorts arrière blancs, basse fréquence, 12 mm (2)	Molle posteriori bianco, bassa frequenza, 12 mm (2)
TLR233057	Yellow Rear Springs, Low Frequency, 12mm (2)	Gelbe Heckfedern, Niedrige Frequenz, 12 mm (2)	Ressorts arrière jaunes, basse fréquence, 12 mm (2)	Molle posteriori giallo, bassa frequenza, 12 mm (2)
TLR233059	Red Rear Springs, Low Frequency, 12mm (2)	Rote Heckfedern, Niedrige Frequenz, 12 mm (2)	Ressorts arrière rouges, basse fréquence, 12 mm (2)	Molle posteriori rosso, bassa frequenza, 12 mm (2)
TLR233063	36.5mm Shock Set, G3, 3mm, TiCN (2)	36,5 mm Stoßdämpfersatz, G3, 3 mm, TiCN (2)	Ensemble d'amortisseurs 36,5mm, G3, 3 mm, TiCN (2)	Set amm 36,5 mm, G3, 3 mm, TiCN (2)
TLR233064	42mm Shock Set, G3, 3mm, TiCN (2)	42 mm Stoßdämpfersatz, G3, 3 mm, TiCN (2)	Ensemble d'amortisseurs 42 mm, G3, 3 mm, TiCN (2)	Set amm 42 mm, G3, 3 mm, TiCN (2)

OPTIONAL PARTS • OPTIONALE TEILE • PIÈCES OPTIONNELLES • PARTI OPZIONALI

Part #	English	Deutsch	Français	Italiano
TLR234114	Front Arm Set, Stiffezel: 22X-4	Vorderarmsatz, Stiffezel: 22X-4	Bras avant, Stiffezel : 22X-4	Set braccio anteriore Stiffezel: 22X-4
TLR234115	Rear Arm Set, Stiffezel: 22X-4	Rück-Arm Set, Stiffezel: 22X-4	22X-4 - Triangle arrière, Stiffezel	Set braccio posteriore Stiffezel: 22X-4
TLR234117	Spindle Bushing Set, Aluminum (8): 22X-4	Spindelwellensatz, Aluminium (8): 22X-4	Ensemble de bague d'arbre, aluminium (8) : 22X-4	Kit boccole fusello, alluminio (8): 22X-4
TLR234118	Caster Block Set, 6 deg, Aluminum: 22X-4	Radblockset, 6 Grad, Aluminium: 22X-4	Ensemble de bloc de rondelles, 6 deg, aluminium : 22X-4	Kit caster block, 6°, alluminio: 22X-4
TLR234120	Caster Block Set, 12 deg, Aluminum: 22X-4	Radblockset, 12 Grad, Aluminium: 22X-4	Ensemble de bloc de rondelles, 12 deg, aluminium : 22X-4	Kit caster block, 12°, alluminio: 22X-4
TLR234126	Sway Bar Set, 1.6/1.8/2.0mm (3): 22X-4	Schwingen-Set, 1.6/1.8/2.0 mm (3): 22X-4	Ensemble de barre stabilisatrice, 1.6/1.8/2.0 mm (3): 22X-4	Set barra oscillante, 1.6/1.8/2.0 mm (3): 22X-4
TLR331049	Carbon Front Steering/Gearbox Brace: 22X-4	Kohlefaser-Frontsteuerung/Getriebestrebe: 22X-4	Direction avant, carbone/Support de boîte d'engrenage : 22X-4	Rinforzo scatola ingranaggi/sterzo anteriore in carbonio: 22X-4
TLR331050	Clamping Servo Horn, Aluminum, 23T: 22X-4	Klemm-Servohorn, Aluminium, 23T: 22X-4	Renvoi de commande du servo de serrage, aluminium, 23T : 22X-4	Squadretta servo di bloccaggio, alluminio, 23T: 22X-4
TLR331051	Clamping Servo Horn, Aluminum, 25T: 22X-4	Klemm-Servohorn, Aluminium, 25T: 22X-4	Renvoi de commande du servo de serrage, aluminium, 25T : 22X-4	Squadretta servo di bloccaggio, alluminio, 25T: 22X-4
TLR331055	22X-4 Chassis Protective Tape Printed Precut	22X-4 Karosserie-Schutzband, bedruckt, vorgeschritten	Prédécoupage de ruban adhésif de protection de châssis 22X-4	Nstr protettivo telaio stamp pretagli 22X-4
TLR331056	Carbon Fiber Chassis, 2.5mm: 22X-4	Carbonfaser-Karosserie, 2,5 mm: 22X-4	Châssis en fibre de carbone, 2,5 mm : 22X-4	Telaio in fibra di carbonio 2,5 mm: 22X-4
TLR331059	Carbon Fiber Chassis, 2.5mm	Carbonfaser-Karosserie, 2,5 mm	Châssis en fibre de carbone, 2,5 mm	Telaio in fibra di carbonio 2,5 mm:
TLR331061	Carbon Wing Riser, 4mm: 22 5.0	Carbon-Dachspoiler, 4 mm: 22 5.0	Support d'aile en carbone, 4 mm : 22 5.0	Rialzo alettone, carbonio, 4 mm: 22 5.0
TLR332016	Pinion Gear 16T, 48P, AL	Ritzel 16 Zähne 48P	Pignons 16 dents, 48DP, aluminium	Pignone 16T, 48P, AL
TLR332017	Pinion Gear 17T, 48P, AL	Ritzel 17 Zähne 48P	Pignons 17 dents, 48DP, aluminium	Pignone 17T, 48P, AL
TLR332018	Pinion Gear 18T, 48P, AL	Ritzel 18 Zähne 48P	Pignons 18 dents, 48DP, aluminium	Pignone 18T, 48P, AL
TLR332019	Pinion Gear 19T, 48P, AL	Ritzel 19 Zähne 48P	Pignons 19 dents, 48DP, aluminium	Pignone 19T, 48P, AL
TLR332020	Pinion Gear 20T, 48P, AL	Ritzel 20 Zähne 48P	Pignons 20 dents, 48DP, aluminium	Pignone 20T, 48P, AL
TLR332021	Pinion Gear 21T, 48P, AL	Ritzel 21 Zähne 48P	Pignons 21 dents, 48DP, aluminium	Pignone 21T, 48P, AL
TLR332022	Pinion Gear 22T, 48P, AL	Ritzel 22 Zähne 48P	Pignons 22 dents, 48DP, aluminium	Pignone 22T, 48P, AL
TLR332023	Pinion Gear 23T, 48P, AL	Ritzel 23 Zähne 48P	Pignons 23 dents, 48DP, aluminium	Pignone 23T, 48P, AL
TLR332024	Pinion Gear 24T, 48P, AL	Ritzel 24 Zähne 48P	Pignons 24 dents, 48DP, aluminium	Pignone 24T, 48P, AL
TLR332025	Pinion Gear 25T, 48P, AL	Ritzel 25 Zähne 48P	Pignons 25 dents, 48DP, aluminium	Pignone 25T, 48P, AL
TLR332026	Pinion Gear 26T, 48P, AL	22 3.0 Ritzel 26 Zähne 48P	Pignons 26 dents, 48DP, aluminium	Pignone 26T, 48P, AL
TLR332027	Pinion Gear 27T, 48P, AL	22 3.0 Ritzel 27 Zähne 48P	Pignons 27 dents, 48DP, aluminium	Pignone 27T, 48P, AL
TLR332078	CVA Sleeve, Aluminum (2): 22X-4	CVA-Hülse, Aluminium (2): 22X-4	Manchon CVA, aluminium (2) : 22X-4	Manicotto CVA, alluminio (2): 22X-4
TLR332079	Center Bulkhead, Aluminum: 22X-4	Mittige Spritzwand, Aluminium: 22X-4	Cloison centrale, aluminium : 22X-4	Paratia centrale, alluminio: 22X-4

OPTIONAL PARTS • OPTIONALE TEILE • PIÈCES OPTIONNELLES • PARTI OPZIONALI

Part #	English	Deutsch	Français	Italiano
TLR332080	Center Diff Cover, Aluminum: 22X-4	Abdeckung mittleres Differential, Aluminium: 22X-4	Cache de différentiel central, aluminium : 22X-4	Coperchio diff. centrale, alluminio: 22X-4
TLR332081	LCD Drive Set (2): 22X-4	LCD-Antriebssatz (2): 22X-4	Ensemble de transmission LCD (2) : 22X-4	Kit trascinamento LCD (2): 22X-4
TLR332083	Ring and Pinion Set, Composite: 22X-4	Ring- und Ritzelsatz, Verbundstoff: 22X-4	Ensemble d'anneaux et de pignons, composite : 22X-4	Kit pignone e corona, composito: 22X-4
TLR332084	Internal Diff Gear Set, Composite: 22X-4	Interner Differentialgetriebesatz, Verbundstoff: 22X-4	Ensemble d'engrenage de différentiel interne, composite : 22X-4	Kit ingr. diff. interno, composito: 22X-4
TLR332085	Center Diff Complete, Metal: 22X-4	Mittiges Differential vollständig, Metall: 22X-4	Différentiel central complet, métal : 22X-4	Diff. centrale completo, metallo: 22X-4
TLR332086	Front/Rear Diff Complete, Metal: 22X-4	Vorderes/Hinteres Differential vollständig, Metall: 22X-4	Différentiel complet avant/arrière, métal : 22X-4	Diff. anteriore/posteriore completo, metallo: 22X-4
TLR333013	Machined Shock Pistons, Thin, 2 x 1.5mm, G3 (2)	Gefräste Stoßdämpferkolben, dünn, 2 x 1,5 mm, G3 (2)	Pistons amortisseurs usinés, fins, 2 x 1,5 mm, G3 (2)	Pistoni amm. lavorati, sottili, 2 x 1,5 mm, G3 (2)
TLR333015	Machined Shock Pistons, Thin, 1.6/1.7 Split G3 (2)	Gefräste Stoßdämpferkolben, dünn, 1,6/1,7 Split G3 (2)	Pistons amortisseurs usinés, fins, 1.6-1.7 partagés, G3 (2)	Pistoni amm. lavorati, sottili, 1,6/1,7 divisi, G3 (2)
TLR333017	Machined Shock Pistons, Thin, 2 x 1.8mm, G3 (2)	Gefräste Stoßdämpferkolben, dünn, 2 x 1,7 mm, G3 (2)	Pistons amortisseurs usinés, fins, 2 x 1,8 mm, G3 (2)	Pistoni amm. lavorati, sottili, 2 x 1,8 mm, G3 (2)
TLR333022	Shock Piston 2.3mm 2x1.5mm G3	Stoßdämpferkolben 2,3 mm 2 x 1,5 mm G3	Piston d'amortisseur 2,3 mm 2x1,5 mm G3	Pistone amm 2,3 mm 2x1,5 mm G3
TLR333023	Shock Piston 2.3mm 2x1.6mm G3	Stoßdämpferkolben 2,3 mm 2 x 1,6 mm G3	Piston d'amortisseur 2,3 mm 2x1,6 mm G3	Pistone amm 2,3 mm 2x1,6 mm G3
TLR333024	Shock Piston 2.3mm 2x1.7mm G3	Stoßdämpferkolben 2,3 mm 2 x 1,7 mm G3	Piston d'amortisseur 2,3 mm 2x1,7 mm G3	Pistone amm 2,3 mm 2x1,7 mm G3
TLR333025	Shock Piston 2.3mm 2x1.8mm G3	Stoßdämpferkolben 2,3 mm 2 x 1,8 mm G3	Piston d'amortisseur 2,3 mm 2x1,8 mm G3	Pistone amm 2,3 mm 2x1,8 mm G3
TLR334078	VHA Hub Set, Aluminum: 22X-4	VHA Nabensatz, Aluminium: 22X-4	Ensemble de moyeux VHA, aluminium : 22X-4	Kit mozzo VHA, alluminio: 22X-4
TLR336001	4mm Aluminum Serrated Lock Nuts, Blue (6)	4mm Aluminium Stopmutter mit Flansch Blau (6).	Ecrou auto-freiné épaulé M4, aluminium, bleu (6)	Dado autobloccante 4mm dentellato, blu (6)
TLR336002	TLR 22 Series Hardware Box, Metric: 22/T/SCT/22-4	TLR22 Serie Kleinteilebox Metrisch: 22/T/SCT/22-4	22/T/SCT/22 -4 - Boite de visserie métrique pour TLR 22	TLR22 Set Hardware Metrico 22/T/SCT/22-4
TLR43021	Front Wheel, Yellow (2): 22X-4	Vorderad Gelb (2): 22X-4	22X-4 - Jantes avant jaunes (2)	Ruota anteriore, gialla (2): 22X-4
TLR43022	Front Wheel, White (2): 22X-4	Vorderad Weiss (2): 22X-4	22X-4 - Jantes arrière blanches (2)	Ruota anteriore, bianca (2): 22X-4
TLR5279	Silicone Diff Fluid, 3000CS	Differential-Silikonflüssigkeit, 3000CS	Liquide silicone pour différentiel, 3000CS	Olio al silicone per differenziale, 3000CS
TLR5280	Silicone Diff Fluid, 5000CS	Differential-Silikonflüssigkeit, 5000CS	Liquide silicone pour différentiel, 5000CS	Olio al silicone per differenziale, 5000CS
TLR5281	Silicone Diff Fluid, 7000CS	Differential-Silikonflüssigkeit, 7000CS	Liquide silicone pour différentiel, 7000CS	Olio al silicone per differenziale, 7000CS
TLR5282	Silicone Diff Fluid, 10,000CS	Differential-Silikonflüssigkeit, 10.000CS	Liquide silicone pour différentiel, 10,000CS	Olio al silicone per differenziale, 10.000CS
TLR5283	Silicone Diff Fluid, 15,000CS	Differential-Silikonflüssigkeit, 15.000CS	Liquide silicone pour différentiel, 15,000CS	Olio al silicone per differenziale, 15.000CS
TLR5284	Silicone Diff Fluid, 20,000CS	Differential-Silikonflüssigkeit, 20.000CS	Liquide silicone pour différentiel, 20,000CS	Olio al silicone per differenziale, 20.000CS
TLR5285	Silicone Diff Fluid, 30,000CS	Differential-Silikonflüssigkeit, 30.000CS	Liquide silicone pour différentiel, 30,000CS	Olio al silicone per differenziale, 30.000CS
TLR5288	Silicone Differential Fluid, 125,000CS	Differential-Silikonflüssigkeit, 125.000CS	Liquide silicone pour différentiel, 125,000CS	Olio al silicone per differenziale, 125.000CS
TLR6030	Titanium Ball Stud, 4.8 x 6mm (2)	Titan Kugelköpfe, 4.8 x 6mm (2)	Rotule en titane, 4,8 x 6mm (2)	Perno sferico, titanio, 4.8 x 6mm (2)

OPTIONAL PARTS • OPTIONALE TEILE • PIÈCES OPTIONNELLES • PARTI OPZIONALI

Part #	English	Deutsch	Français	Italiano
TLR6031	Titanium Ball Stud, 4.8 x 8mm (2)22/22T	Titan Kugelköpfe, 4.8 x 8mm (2)	Rotule en titane, 4,8 x 8mm (2)	Perno sferico, titanio, 4.8 x 8mm (2)
TLR6032	Titanium Ball Stud, 4.8 x 10mm (2)22/22T	Titan Kugelköpfe, 4.8 x 10mm (2)	Rotule en titane, 4,8x10mm (2)	Perno sferico, titanio, 4.8 x 10mm (2)
TLR70007	TLR Team Foam Pit Mat	Team Schaumstoffmatte	Pit mat en mousse TLR Team	Pozzo schiumato TLR Team opaco
TLR7100	Rear Wheel, White (2): 22	Felge hinten, Weiss (2)	Jante arrière blanc (2)	Ruota posteriore, bianca (2)
TLR7101	Rear Wheel, Yellow (2): 22	Felge hinten, Gelb (2)	Jante arrière jaune (2)	Ruota posteriore, gialla (2)
TLR72000	Ball cup wrench, 4.8mm, 22/T/SCT	Kugelkopf Inbus 4.8mm	Clé pour rotules 4.8mm	Chiave per attacco a sfera, 4.8mm
TLR74006	Silicone Shock oil, 30wt, 2oz	Silikon Stoßdämpfer Öl, 30wt, 2oz	Huile silicone d'amortisseur, 30wt, 60 ml	Olio silicone ammortizzatore, 30wt, 2oz
TLR74007	Silicone Shock Oil, 32.5 wt, 2 oz	Silikonstoßdämpferöl, 32,5wt, 2 oz	Huile silicone d'amortisseur, 32,5wt, 60 ml	Olio silicone ammortizzatori, 32.5wt, 2oz
TLR74008	Silicone Shock Oil, 35 wt, 2 oz	Silikonstoßdämpferöl, 35wt, 2 oz	Huile silicone d'amortisseur, 35wt, 60 ml	Olio silicone ammortizzatori, 35wt, 2oz
TLR74009	Silicone Shock Oil, 37.5 wt, 2 oz	Silikonstoßdämpferöl, 37.5wt, 2 oz	Huile silicone d'amortisseur, 37.5wt, 60 ml	Olio silicone ammortizzatori, 37.5wt, 2oz
TLR74010	Silicone Shock Oil, 40 wt, 2 oz	Silikonstoßdämpferöl, 40wt, 2 oz	Huile silicone d'amortisseur, 40wt, 60 ml	Olio silicone ammortizzatori, 40wt, 2oz
TLR74011	Silicone Shock Oil, 42.5 wt, 2 oz	Silikonstoßdämpferöl, 42.5wt, 2 oz	Huile silicone d'amortisseur, 42.5wt, 60 ml	Olio silicone ammortizzatori, 42.5wt, 2oz
TLR74012	Silicone Shock Oil, 45 wt, 2 oz	Stoßdämpfer-Silikonöl, 45 wt, 59 ml (2oz)	Huile de silicone pour amortisseur, 45 wt, 2 onces.	Olio al silicone per ammortizzatore, 45 wt, 60 ml
TLR74013	Silicone Shock Oil, 50 wt, 2 oz	Stoßdämpfer-Silikonöl, 50 wt, 59 ml (2oz)	Huile de silicone pour amortisseur, 50 wt, 2 onces.	Olio al silicone per ammortizzatore, 50 wt, 60 ml
TLR74031	Silicone Shock Oil, 47.5 wt, 2 oz	Stoßdämpfer-Silikonöl, 47,5 wt, 59 ml (2oz)	Huile de silicone pour amortisseur, 47,5 wt, 2 onces.	Olio al silicone per ammortizzatore, 47,5 wt, 60 ml
TLR75001	Silicone Diff Fluid, 40,000CS	Differential-Silikonflüssigkeit, 40,000CS	Liquide silicone pour différentiel, 40,000CS	Olio al silicone per differenziale, 40.000CS
TLR75005	Silicone Diff Fluid, 12,500CS	Differential-Silikonflüssigkeit, 12,500CS	Liquide silicone pour différentiel, 12,500CS	Olio al silicone per differenziale, 12.500CS
TLR75006	Silicone Diff Fluid, 4,000CS	Differential-Silikonflüssigkeit, 4,000CS	Liquide silicone pour différentiel, 4,000CS	Olio al silicone per differenziale, 4.000CS
TLR75007	Silicone Diff Fluid, 6,000CS	Differential-Silikonflüssigkeit, 6,000CS	Liquide silicone pour différentiel, 6,000CS	Olio al silicone per differenziale, 6.000CS
TLR75008	Silicone Diff Fluid, 200,000CS	Differential-Silikonflüssigkeit, 200,000CS	Liquide silicone pour différentiel, 200,000CS	Olio al silicone per differenziale, 200.000CS
TLR76006	Tire Glue, 1oz, THIN	Reifenklebemittel, Dünn	Colle de pneu, fine	Colla pneumatici, fine
TLR76007	Tire Glue, 1oz, STANDARD	Reifenklebemittel, Standard	Colle de pneu, standard	Colla pneumatici, standard
TLR77002	Shock O-ring Grease, 8cc	Fett 8cc O-Ring	Graisse pour joints toriques d'amortisseurs, 8cc	Grasso o-ring ammort, 8cc
TLR77003	Gold Grease, 10g	Marine Grease (Schmierfett) 10 g	Graisse dorée, 10 g.	Gold Grease, 10g
TLR99102	Turnbuckle Wrench, 22,8B, 8T	Stellschlüssel für Gewindestift, 3.5, 4, 5mm	Clé à biellettes 3.5mm, 4mm, 5mm	Chiave per tenditore

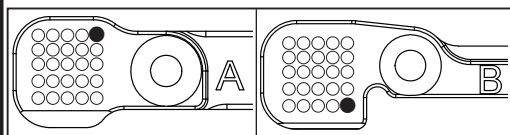
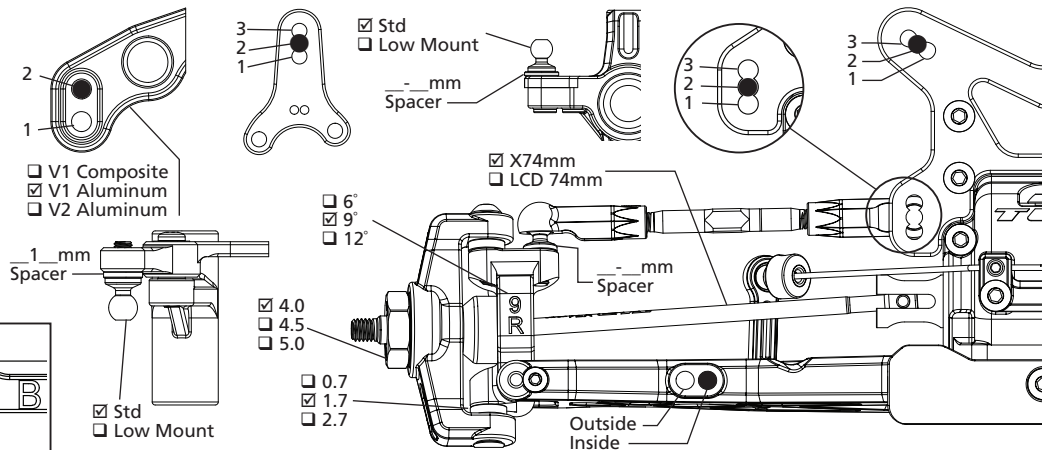
Name: Kit Setup - Clay/Dirt Date: Event: Track:

Track Conditions

Indoor Clay Carpet Tight Smooth Hard Packed Blue Groove Wet Bite: Low Med High Other: _____
 Outdoor Dirt Astro Open Rough Loose/Loamy Dry Dusty Tread: Pin Ghost Slicks

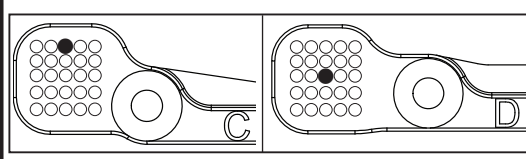
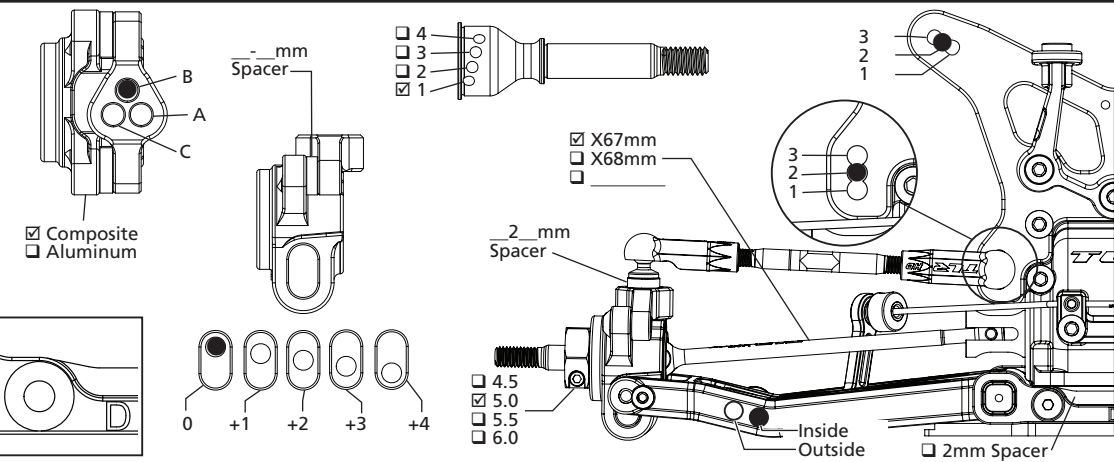
Front Suspension

Ride Height	17mm
Camber	-1°
Toe	+1°
Sway Bar	1.0mm
Notes:	



Rear Suspension

Ride Height	17mm
Camber	-1°
Sway Bar	1.2mm
Notes:	



Chassis

Differentials			
	Front	Center	Rear
Fluid	7,000	500,000	5,000
Int Gears	<input checked="" type="checkbox"/> Stl <input type="checkbox"/> Comp	<input checked="" type="checkbox"/> Stl <input type="checkbox"/> Comp	<input checked="" type="checkbox"/> Stl <input type="checkbox"/> Comp
Weight	19.7g	19.7g	19.7g
Ring/Pin	<input checked="" type="checkbox"/> Stl <input type="checkbox"/> Comp		<input checked="" type="checkbox"/> Stl <input type="checkbox"/> Comp
Center Diff Cover		<input checked="" type="checkbox"/> Composite <input type="checkbox"/> Aluminum	
Slipper Pads		<input type="checkbox"/> Torque/Yellow <input type="checkbox"/> Drive/Orange	

Aerodynamics	
Body	22X-4 LW
Fr Scoop	TLR
Rr Wing	6.5"
Wicker	1 Line
Angle	2°
Notes	

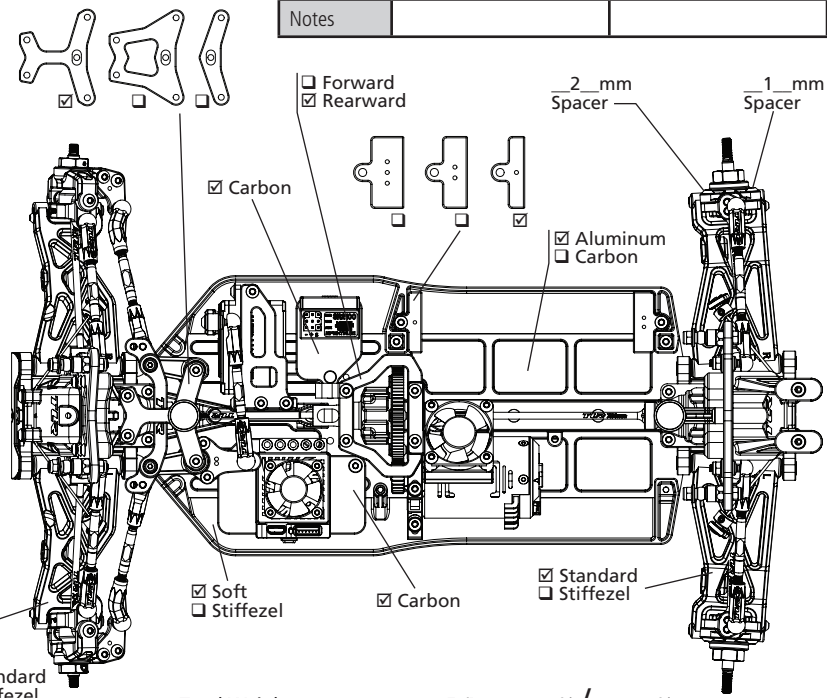
Tires		
	Front	Rear
Brand		
Tread		
Compound		
Insert		
Sauce		
Wheel		
Notes		

Shocks

	Front	Rear
Shock Caps	Domed Alum	Domed Alum
Oil	42.5 wt	40 wt
Piston	2 x 1.6 <input checked="" type="checkbox"/> Thin	2 x 1.7 <input checked="" type="checkbox"/> Thin
Limiter, Int	1mm	- mm
Shaft Dia	<input checked="" type="checkbox"/> 3.0mm <input type="checkbox"/> 3.5mm	<input checked="" type="checkbox"/> 3.0mm <input type="checkbox"/> 3.5mm
Limiter, Ext	1mm	- mm
Stroke	23mm	30.5mm
Eyelet	<input checked="" type="checkbox"/> Std <input type="checkbox"/> +2mm	<input checked="" type="checkbox"/> Std <input type="checkbox"/> +2mm
Spring	LF Yellow (TLR233053)	LF Pink (TLR233058)
Spring Cup	<input type="checkbox"/> Low <input type="checkbox"/> Mid <input checked="" type="checkbox"/> High	<input type="checkbox"/> Low <input checked="" type="checkbox"/> Mid <input type="checkbox"/> High

Electronics

Radio		ESC	
Servo		Thro Prof	
Battery		Timing Adv	
Battery Wt	g	Initial Brake	
Motor		Drag Brake	
Gearing	/	Thr/Bra EPA	/



Total Weight: _____ g Fr/Rr _____ % / _____ %

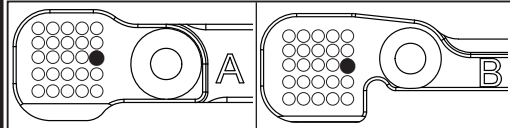
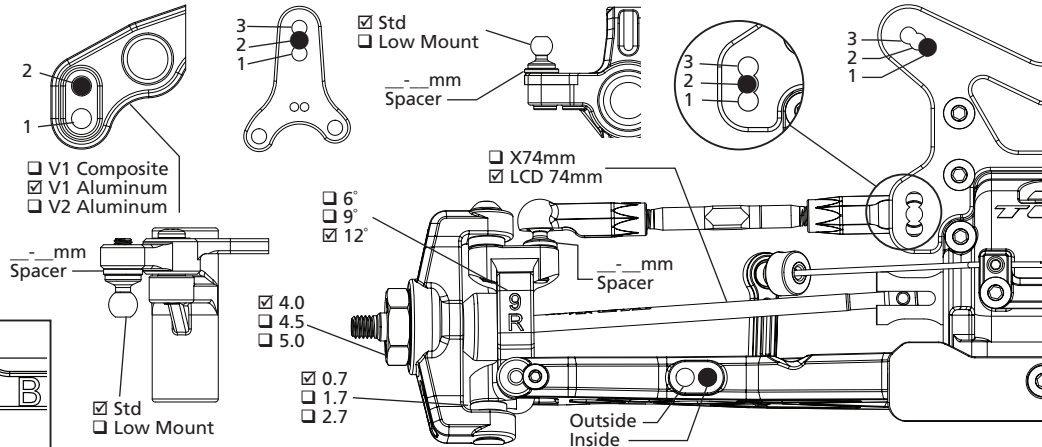
Name: Recommended Setup - Carpet Date: Event: Track:

Track Conditions

- Indoor Clay Carpet Tight Smooth Hard Packed Blue Groove Wet Bite: Low Med High Other: _____
 Outdoor Dirt Astro Open Rough Loose/Loamy Dry Dusty Tread: Pin Ghost Slicks _____

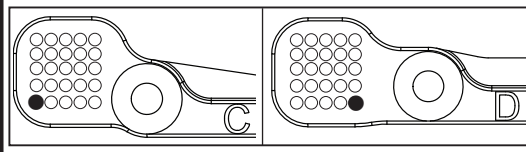
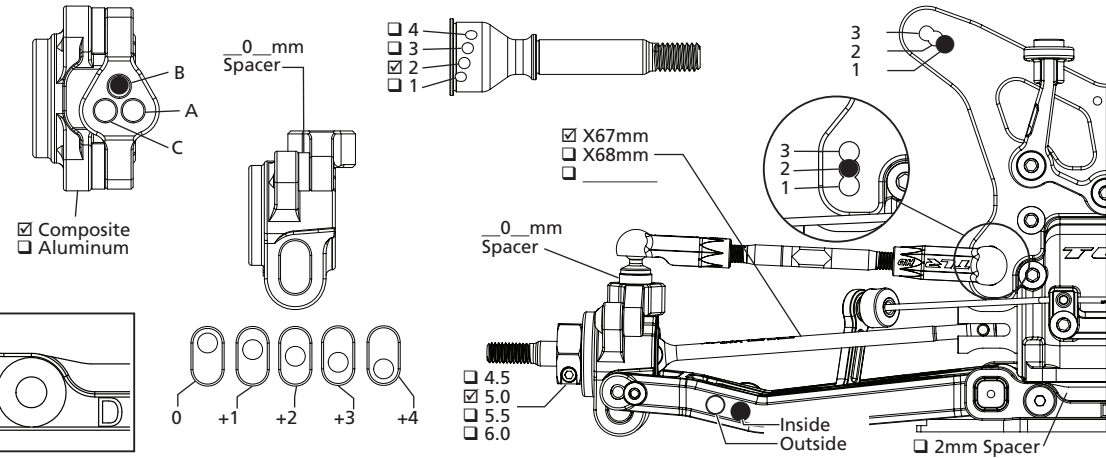
Front Suspension

Ride Height	12mm
Camber	-2°
Toe	+1°
Sway Bar	1.8mm
Notes:	_____



Rear Suspension

Ride Height	12mm
Camber	-2°
Sway Bar	1.8mm
Notes:	_____



Chassis

Differentials			
	Front	Center	Rear
Fluid	15,000		12,500
Int Gears	<input checked="" type="checkbox"/> Stl <input type="checkbox"/> Comp	<input type="checkbox"/> Stl <input type="checkbox"/> Comp	<input checked="" type="checkbox"/> Stl <input type="checkbox"/> Comp
Weight	19.7g		19.7g
Ring/Pin	<input checked="" type="checkbox"/> Stl <input type="checkbox"/> Comp		<input checked="" type="checkbox"/> Stl <input type="checkbox"/> Comp
Center Diff Cover		<input type="checkbox"/> Composite <input type="checkbox"/> Aluminum	
Slipper Pads		<input type="checkbox"/> Torque/Yellow <input checked="" type="checkbox"/> Drive/Orange	

Aerodynamics	
Body	22X-4 Kit
Fr Scoop	TLR
Rr Wing	TLR 6.5"
Wicker	2mm
Angle	0°
Notes	

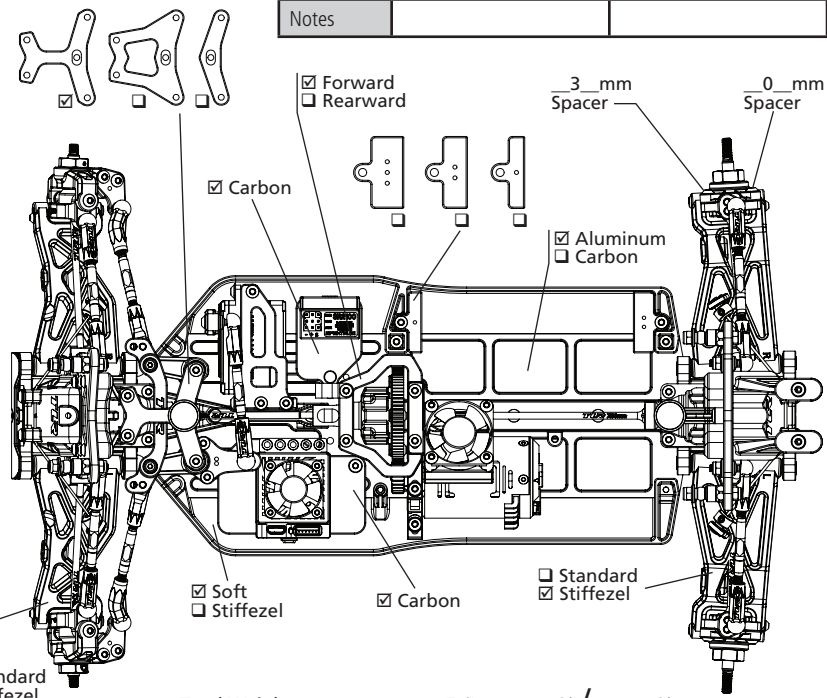
Tires		
	Front	Rear
Brand		
Tread		
Compound		
Insert		
Sauce		
Wheel		
Notes		

Shocks

	Front	Rear
Shock Caps	Domed Alum	Domed Alum
Oil	45 wt	40 wt
Piston	2 x 1.6 <input type="checkbox"/> Thin	2 x 1.7 <input type="checkbox"/> Thin
Limiter, Int	1mm	- mm
Shaft Dia	<input checked="" type="checkbox"/> 3.0mm <input type="checkbox"/> 3.5mm	<input checked="" type="checkbox"/> 3.0mm <input type="checkbox"/> 3.5mm
Limiter, Ext	3mm	5mm
Stroke	23.5mm	31mm
Eyelet	<input checked="" type="checkbox"/> Std <input type="checkbox"/> +2mm	<input checked="" type="checkbox"/> Std <input type="checkbox"/> +2mm
Spring	LF Gold (TLR233054)	LF Red (TLR233059)
Spring Cup	<input type="checkbox"/> Low <input checked="" type="checkbox"/> Mid <input type="checkbox"/> High	<input type="checkbox"/> Low <input type="checkbox"/> Mid <input type="checkbox"/> High

Electronics

Radio		ESC	
Servo		Thro Prof	
Battery		Timing Adv	
Battery Wt		g Initial Brake	
Motor		Drag Brake	
Gearing	/	Thr/Bra EPA	/



Total Weight: _____ g Fr/Rr _____ % / _____ %

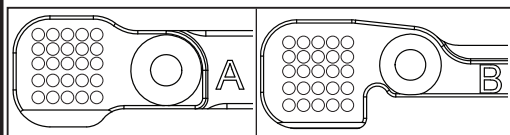
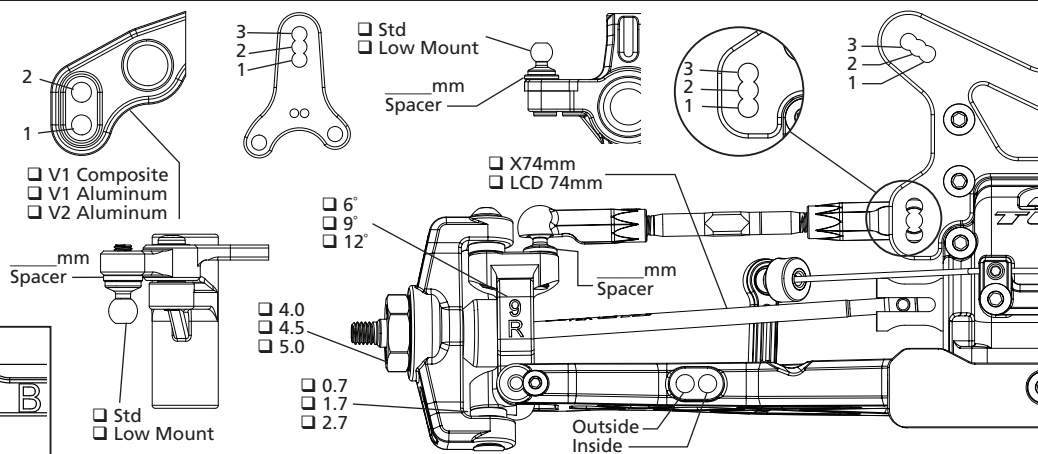
Name: _____ Date: _____ Event: _____ Track: _____

Track Conditions

Indoor Clay Carpet Tight Smooth Hard Packed Blue Groove Wet Bite: Low Med High Other: _____
 Outdoor Dirt Astro Open Rough Loose/Loamy Dry Dusty Tread: Pin Ghost Slicks

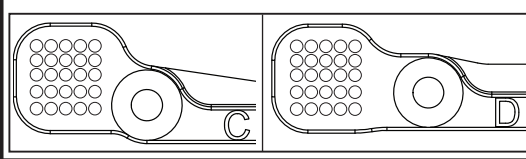
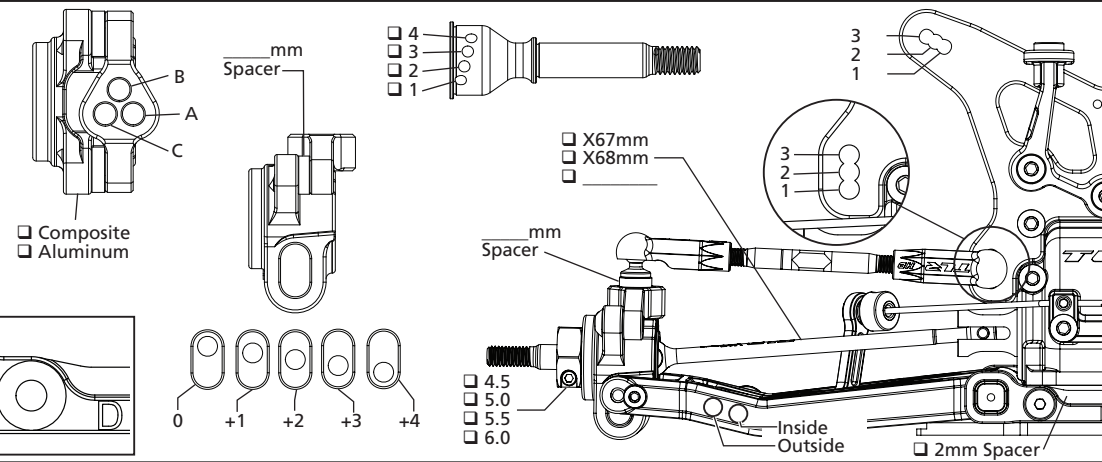
Front Suspension

Ride Height	_____	mm
Camber	_____	°
Toe	_____	°
Sway Bar	_____	mm
Notes:	_____	



Rear Suspension

Ride Height	_____	mm
Camber	_____	°
Sway Bar	_____	mm
Notes:	_____	



Chassis

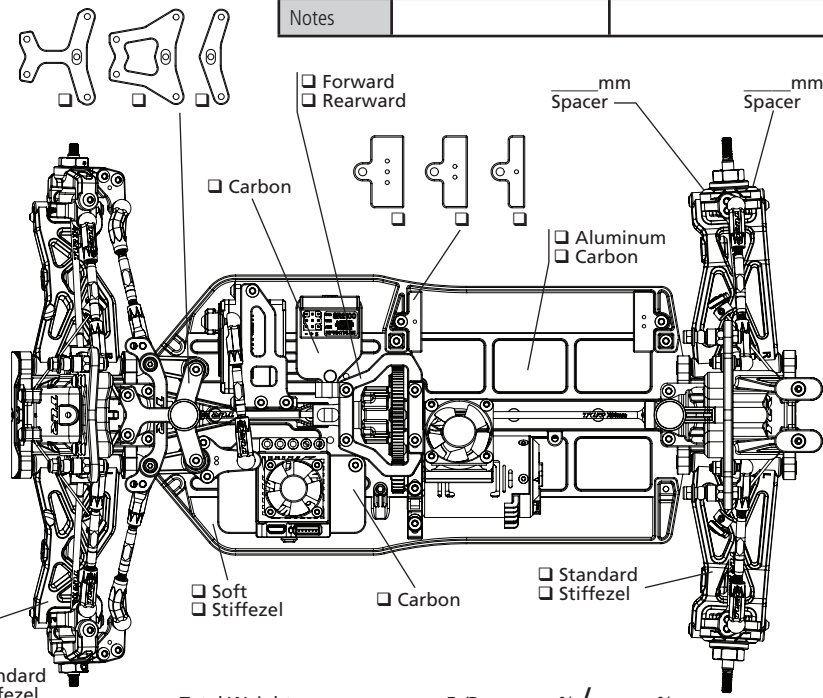
Differentials	Front	Center	Rear
Fluid			
Int Gears	<input type="checkbox"/> Stl <input type="checkbox"/> Comp	<input type="checkbox"/> Stl <input type="checkbox"/> Comp	<input type="checkbox"/> Stl <input type="checkbox"/> Comp
Weight	_____ g	_____ g	_____ g
Ring/Pin	<input type="checkbox"/> Stl <input type="checkbox"/> Comp	<input type="checkbox"/> Stl <input type="checkbox"/> Comp	<input type="checkbox"/> Stl <input type="checkbox"/> Comp
Center Diff Cover		<input type="checkbox"/> Composite <input type="checkbox"/> Aluminum	
Slipper Pads		<input type="checkbox"/> Torque/Yellow <input type="checkbox"/> Drive/Orange	

Aerodynamics	
Body	
Fr Scoop	
Rr Wing	
Wicker	
Angle	
Notes	

Tires	Front	Rear
Brand		
Tread		
Compound		
Insert		
Sauce		
Wheel		
Notes		

Shocks

	Front	Rear
Shock Caps		
Oil		
Piston	<input type="checkbox"/> Thin	<input type="checkbox"/> Thin
Limiter, Int	_____ mm	_____ mm
Shaft Dia	<input type="checkbox"/> 3.0mm <input type="checkbox"/> 3.5mm	<input type="checkbox"/> 3.0mm <input type="checkbox"/> 3.5mm
Limiter, Ext	_____ mm	_____ mm
Stroke	_____ mm	_____ mm
Eyelet	<input type="checkbox"/> Std <input type="checkbox"/> +2mm	<input type="checkbox"/> Std <input type="checkbox"/> +2mm
Spring		
Spring Cup	<input type="checkbox"/> Low <input type="checkbox"/> Mid <input type="checkbox"/> High	<input type="checkbox"/> Low <input type="checkbox"/> Mid <input type="checkbox"/> High



Electronics

Radio		ESC	
Servo		Thro Prof	
Battery		Timing Adv	
Battery Wt	_____ g	Initial Brake	
Motor		Drag Brake	
Gearing	/	Thr/Bra EPA	/

Total Weight: _____ g Fr/Rr _____ % / _____ %

LIMITED WARRANTY

What this Warranty Covers

Horizon Hobby, LLC, (Horizon) warrants to the original purchaser that the product purchased (the "Product") will be free from defects in materials and workmanship for a period of 2 years from the date of purchase.

What is Not Covered

This warranty is not transferable and does not cover (i) cosmetic damage, (ii) damage due to acts of God, accident, misuse, abuse, negligence, commercial use, or due to improper use, installation, operation or maintenance, (iii) modification of or to any part of the Product, (iv) attempted service by anyone other than a Horizon Hobby authorized service center, (v) Product not purchased from an authorized Horizon dealer, (vi) Product not compliant with applicable technical regulations, or (vii) use that violates any applicable laws, rules, or regulations.

OTHER THAN THE EXPRESS WARRANTY ABOVE, HORIZON MAKES NO OTHER WARRANTY OR REPRESENTATION, AND HEREBY DISCLAIMS ANY AND ALL IMPLIED WARRANTIES, INCLUDING, WITHOUT LIMITATION, THE IMPLIED WARRANTIES OF NON-INFRINGEMENT, MERCHANTABILITY AND FITNESS FOR A PARTICULAR PURPOSE. THE PURCHASER ACKNOWLEDGES THAT THEY ALONE HAVE DETERMINED THAT THE PRODUCT WILL SUITABLY MEET THE REQUIREMENTS OF THE PURCHASER'S INTENDED USE.

Purchaser's Remedy

Horizon's sole obligation and purchaser's sole and exclusive remedy shall be that Horizon will, at its option, either (i) service, or (ii) replace, any Product determined by Horizon to be defective. Horizon reserves the right to inspect any and all Product(s) involved in a warranty claim. Service or replacement decisions are at the sole discretion of Horizon. Proof of purchase is required for all warranty claims. SERVICE OR REPLACEMENT AS PROVIDED UNDER THIS WARRANTY IS THE PURCHASER'S SOLE AND EXCLUSIVE REMEDY.

Limitation of Liability

HORIZON SHALL NOT BE LIABLE FOR SPECIAL, INDIRECT, INCIDENTAL OR CONSEQUENTIAL DAMAGES, LOSS OF PROFITS OR PRODUCTION OR COMMERCIAL LOSS IN ANY WAY, REGARDLESS OF WHETHER SUCH CLAIM IS BASED IN CONTRACT, WARRANTY, TORT, NEGLIGENCE, STRICT LIABILITY OR ANY OTHER THEORY OF LIABILITY, EVEN IF HORIZON HAS BEEN ADVISED OF THE POSSIBILITY OF SUCH DAMAGES. Further, in no event shall the liability of Horizon exceed the individual price of the Product on which liability is asserted. As Horizon has no control over use, setup, final assembly, modification or misuse, no liability shall be assumed nor accepted for any resulting damage or injury. By the act of use, setup or assembly, the user accepts all resulting liability. If you as the purchaser or user are not prepared to accept the liability associated with the use of the Product, purchaser is advised to return the Product immediately in new and unused condition to the place of purchase.

Law

These terms are governed by Illinois law (without regard to conflict of law principals). This warranty gives you specific legal rights, and you may also have other rights which vary from state to state. Horizon reserves the right to change or modify this warranty at any time without notice.

WARRANTY SERVICES

Questions, Assistance, and Services

Your local hobby store and/or place of purchase cannot provide warranty support or service. Once assembly, setup or use of the Product has been started, you must contact your local distributor or Horizon directly. This will enable Horizon to better answer your questions and service you in the event that you may need any assistance. For questions or assistance, please visit our website at www.horizonhobby.com, submit a Product Support Inquiry, or call the toll free telephone number referenced in the Warranty and Service Contact Information section to speak with a Product Support representative.

Inspection or Services

If this Product needs to be inspected or serviced and is compliant in the country you live and use the Product in, please use the Horizon Online Service Request submission process found on our website or call Horizon to obtain a Return Merchandise Authorization (RMA) number. Pack the Product securely using a shipping carton. Please note that original boxes may be included, but are not designed to withstand the rigors of shipping without additional protection. Ship via a carrier that provides tracking and insurance for lost or damaged parcels, as Horizon is not responsible for merchandise until it arrives and is accepted at our facility. An Online Service Request is available at http://www.horizonhobby.com/content/_service-center_render-service-center. If you do not have internet access, please contact Horizon Product Support to obtain a RMA number along with instructions for submitting your product for service. When calling Horizon, you will be asked to provide your complete name, street address, email address and phone number where you can be reached during business hours. When sending product into Horizon, please include your RMA number, a list of the included items, and a brief summary of the problem. A copy of your original sales receipt must be included for warranty consideration. Be sure your name, address, and RMA number are clearly written on the outside of the shipping carton.

NOTICE: Do not ship LiPo batteries to Horizon. If you have any issue with a LiPo battery, please contact the appropriate Horizon Product Support office.

Warranty Requirements

For Warranty consideration, you must include your original sales receipt verifying the proof-of-purchase date. Provided warranty conditions have been met, your Product will be serviced or replaced free of charge. Service or replacement decisions are at the sole discretion of Horizon.

Non-Warranty Service

Should your service not be covered by warranty, service will be completed and payment will be required without notification or estimate of the expense unless the expense exceeds 50% of the retail purchase cost. By submitting the item for service you are agreeing to payment of the service without notification. Service estimates are available upon request. You must include this request with your item submitted for service. Non-warranty service estimates will be billed a minimum of ½ hour of labor. In addition you will be billed for return freight. Horizon accepts money orders and cashier's checks, as well as Visa, MasterCard, American Express, and Discover cards. By submitting any item to Horizon for service, you are agreeing to Horizon's Terms and Conditions found on our website http://www.horizonhobby.com/content/_service-center_render-service-center.

ATTENTION: Horizon service is limited to Product compliant in the country of use and ownership. If received, a non-compliant Product will not be serviced. Further, the sender will be responsible for arranging return shipment of the un-serviced Product, through a carrier of the sender's choice and at the sender's expense. Horizon will hold non-compliant Product for a period of 60 days from notification, after which it will be discarded.

GARANTIE UND SERVICE INFORMATIONEN

Garantiezeitraum

Exklusive Garantie Horizon Hobby LLC (Horizon) garantiert, dass das gekaufte Produkt frei von Material- und Montagefehlern ist. Der Garantiezeitraum entspricht den gesetzlichen Bestimmungen des Landes, in dem das Produkt erworben wurde. In Deutschland beträgt der Garantiezeitraum 6 Monate und der Gewährleistungszeitraum 18 Monate nach dem Garantiezeitraum.

Einschränkungen der Garantie

(a) Die Garantie wird nur dem Erstkäufer (Käufer) gewährt und kann nicht übertragen werden. Der Anspruch des Käufers besteht in der Reparatur oder dem Tausch im Rahmen dieser Garantie. Die Garantie erstreckt sich ausschließlich auf Produkte, die bei einem autorisierten Horizon Händler erworben wurden. Verkäufe an Dritte werden von dieser Garantie nicht gedeckt. Garantieansprüche werden nur angenommen, wenn ein gültiger Kaufnachweis erbracht wird. Horizon behält sich das Recht vor, diese Garantiebestimmungen ohne Ankündigung zu ändern oder modifizieren und widerruft dann bestehende Garantiebestimmungen.

(b) Horizon übernimmt keine Garantie für die Verkaufbarkeit des Produktes, die Fähigkeiten und die Fitness des Verbrauchers für einen bestimmten Einsatzzweck des Produktes. Der Käufer allein ist dafür verantwortlich, zu prüfen, ob das Produkt seinen Fähigkeiten und dem vorgesehenen Einsatzzweck entspricht.

(c) Ansprüche des Käufers → Es liegt ausschließlich im Ermessen von Horizon, ob das Produkt, bei dem ein Garantiefall festgestellt wurde, repariert oder ausgetauscht wird. Dies sind die exklusiven Ansprüche des Käufers, wenn ein Defekt festgestellt wird.

Horizon behält sich vor, alle eingesetzten Komponenten zu prüfen, die in den Garantiefall einbezogen werden können. Die Entscheidung zur Reparatur oder zum Austausch liegt nur bei Horizon. Die Garantie schließt kosmetische Defekte oder Defekte, hervorgerufen durch höhere Gewalt, falsche Behandlung des Produktes, falscher Einsatz des Produktes, kommerziellen Einsatz oder Modifikationen irgendwelcher Art aus.

Die Garantie schließt Schäden, die durch falschen Einbau, falsche Handhabung, Unfälle, Betrieb, Service oder Reparaturversuche, die nicht von Horizon ausgeführt wurden aus.

Ausgeschlossen sind auch Fälle, die bedingt durch (vii) eine Nutzung sind, die gegen geltendes Recht, Gesetze oder Regularien verstoßen haben. Rücksendungen durch den Käufer direkt an Horizon oder eine seiner Landesvertretungen bedürfen der Schriftform.

Schadensbeschränkung

Horizon ist nicht für direkte oder indirekte Folgeschäden, Einkommensausfälle oder kommerzielle Verluste, die in irgendeinem Zusammenhang mit dem Produkt stehen verantwortlich, unabhängig ab ein Anspruch im Zusammenhang mit einem Vertrag, der Garantie oder der Gewährleistung erhoben werden. Horizon wird darüber hinaus keine Ansprüche aus einem Garantiefall akzeptieren, die über den individuellen Wert des Produktes hinaus gehen. Horizon hat keinen Einfluss auf den Einbau, die Verwendung oder die Wartung des Produktes oder etwaiger Produktkombinationen, die vom Käufer gewählt werden. Horizon übernimmt keine Garantie und akzeptiert keine Ansprüche für in der Folge auftretende Verletzungen oder Beschädigungen. Mit der Verwendung und dem Einbau des Produktes akzeptiert der Käufer alle aufgeführten Garantiebestimmungen ohne Einschränkungen und Vorbehalte.

Wenn Sie als Käufer nicht bereit sind, diese Bestimmungen im Zusammenhang mit der Benutzung des Produktes zu akzeptieren, werden Sie gebeten, das Produkt in unbenutztem Zustand in der Originalverpackung vollständig bei dem Verkäufer zurückzugeben.

Sicherheitshinweise

Dieses ist ein hochwertiges Hobby Produkt und kein Spielzeug. Es muss mit Vorsicht und Umsicht eingesetzt werden und erfordert einige mechanische wie auch mentale Fähigkeiten. Ein Versagen, das Produkt sicher und umsichtig zu betreiben kann zu Verletzungen von Lebewesen und Sachbeschädigungen erheblichen Ausmaßes führen. Dieses Produkt ist nicht für den Gebrauch durch Kinder ohne die Aufsicht eines Erziehungsberechtigten vorgesehen. Die Anleitung enthält Sicherheitshinweise und Vorschriften sowie Hinweise für die Wartung und den Betrieb des Produktes. Es ist unabdingbar, diese Hinweise vor der ersten Inbetriebnahme zu lesen und zu verstehen. Nur so kann der falsche Umgang verhindert und Unfälle mit Verletzungen und Beschädigungen vermieden werden.

Fragen, Hilfe und Reparaturen

Ihr lokaler Fachhändler und die Verkaufsstelle können eine Garantiebeurteilung ohne Rücksprache mit Horizon nicht durchführen. Dies gilt auch für Garantiereparaturen. Deshalb kontaktieren Sie in einem solchen Fall den Händler, der sich mit Horizon kurz schließen wird, um eine sachgerechte Entscheidung zu fällen, die Ihnen schnellstmöglich hilft.

Wartung und Reparatur

Muss Ihr Produkt gewartet oder repariert werden, wenden Sie sich entweder an Ihren Fachhändler oder direkt an Horizon.

Rücksendungen / Reparaturen werden nur mit einer von Horizon vergebenen RMA Nummer bearbeitet. Diese Nummer erhalten Sie oder Ihr Fachhändler vom technischen Service. Mehr Informationen dazu erhalten Sie im Serviceportal unter www.Horizonhobby.de oder telefonisch bei dem technischen Service von Horizon.

Packen Sie das Produkt sorgfältig ein. Beachten Sie, dass der Originalkarton in der Regel nicht ausreicht, um beim Versand nicht beschädigt zu werden. Verwenden Sie einen Paketdienstleister mit einer Tracking Funktion und Versicherung, da Horizon bis zur Annahme keine Verantwortung für den Versand des Produktes übernimmt. Bitte legen Sie dem Produkt einen Kaufbeleg bei, sowie eine ausführliche Fehlerbeschreibung und eine Liste aller eingesendeten Einzelkomponenten. Weiterhin benötigen wir die vollständige Adresse, eine Telefonnummer für Rückfragen, sowie eine Email Adresse.

Garantie und Reparaturen

Garantieanfragen werden nur bearbeitet, wenn ein Originalkaufbeleg von einem autorisierten Fachhändler beiliegt, aus dem der Käufer und das Kaufdatum hervorgeht. Sollte sich ein Garantiefall bestätigen wird das Produkt repariert oder ersetzt. Diese Entscheidung obliegt einzig Horizon Hobby.

Kostenpflichtige Reparaturen

Liegt eine kostenpflichtige Reparatur vor, erstellen wir einen Kostenvoranschlag, den wir Ihrem Händler übermitteln. Die Reparatur wird erst vorgenommen, wenn wir die Freigabe des Händlers erhalten. Der Preis für die Reparatur ist bei Ihrem Händler zu entrichten. Bei kostenpflichtigen Reparaturen werden mindestens 30 Minuten Werkstattzeit und die Rückversandkosten in Rechnung gestellt. Sollten wir nach 90 Tagen keine Einverständniserklärung zur Reparatur vorliegen haben, behalten wir uns vor, das Produkt zu vernichten oder anderweitig zu verwerten.

ACHTUNG: Kostenpflichtige Reparaturen nehmen wir nur für Elektronik und Motoren vor. Mechanische Reparaturen, besonders bei Hubschraubern und RC-Cars sind extrem aufwendig und müssen deshalb vom Käufer selbst vorgenommen werden.

GARANTIE ET RÉPARATIONS

Limitations de la garantie

(a) La garantie est donnée à l'acheteur initial (« Acheteur ») et n'est pas transférable. Le recours de l'acheteur consiste en la réparation ou en l'échange dans le cadre de cette garantie. La garantie s'applique uniquement aux produits achetés chez un revendeur Horizon agréé. Les ventes faites à des tiers ne sont pas couvertes par cette garantie. Les revendications en garantie seront acceptées sur fourniture d'une preuve d'achat valide uniquement. Horizon se réserve le droit de modifier les dispositions de la présente garantie sans avis préalable et révoque alors les dispositions de garantie existantes.

(b) Horizon n'endosse aucune garantie quant à la vendabilité du produit ou aux capacités et à la forme physique de l'utilisateur pour une utilisation donnée du produit. Il est de la seule responsabilité de l'acheteur de vérifier si le produit correspond à ses capacités et à l'utilisation prévue.

(c) Recours de l'acheteur – Il est de la seule discrétion d'Horizon de déterminer si un produit présentant un cas de garantie sera réparé ou échangé. Ce sont là les recours exclusifs de l'acheteur lorsqu'un défaut est constaté.

Horizon se réserve la possibilité de vérifier tous les éléments utilisés et susceptibles d'être intégrés dans le cas de garantie. La décision de réparer ou de remplacer le produit est du seul ressort d'Horizon. La garantie exclut les défauts esthétiques ou les défauts provoqués par des cas de force majeure, une manipulation incorrecte du produit, une utilisation incorrecte ou commerciale de ce dernier ou encore des modifications de quelque nature qu'elles soient.

La garantie ne couvre pas les dégâts résultant d'un montage ou d'une manipulation erronée, d'accidents ou encore du fonctionnement ainsi que des tentatives d'entretien ou de réparation non effectuées par Horizon. Les retours effectués par le fait de l'acheteur directement à Horizon ou à l'une de ses représentations nationales requièrent une confirmation écrite.

Limitation des dommages

Horizon ne saurait être tenu pour responsable de dommages conséquents directs ou indirects, de pertes de revenus ou de pertes commerciales, liés de quelque manière que ce soit au produit et ce, indépendamment du fait qu'un recours puisse être formulé en relation avec un contrat, la garantie ou l'obligation de garantie. Par ailleurs, Horizon n'acceptera pas de recours issus d'un cas de garantie lorsque ces recours dépassent la valeur unitaire du produit. Horizon n'exerce aucune influence sur le montage, l'utilisation ou la maintenance du produit ou sur d'éventuelles combinaisons de produits choisies par l'acheteur. Horizon ne prend en compte aucune garantie et n'accepte aucun recours pour les blessures ou les dommages pouvant en résulter. Horizon Hobby ne saurait être tenu responsable d'une utilisation ne respectant pas les lois, les règles ou réglementations en vigueur.

En utilisant et en montant le produit, l'acheteur accepte sans restriction ni réserve toutes les dispositions relatives à la garantie figurant dans le présent document. Si vous n'êtes pas prêt, en tant qu'acheteur, à accepter ces dispositions en relation avec l'utilisation du produit, nous vous demandons de restituer au vendeur le produit complet, non utilisé et dans son emballage d'origine.

Indications relatives à la sécurité

Ceci est un produit de loisirs perfectionné et non un jouet. Il doit être utilisé avec précaution et bon sens et nécessite quelques aptitudes mécaniques ainsi que mentales. L'incapacité à utiliser le produit de manière sûre et raisonnable peut provoquer des blessures et des dégâts matériels conséquents. Ce produit n'est pas destiné à être utilisé par des enfants sans la surveillance par un tuteur. La notice d'utilisation contient des indications relatives à la sécurité ainsi que des indications concernant la maintenance et le fonctionnement du produit. Il est absolument indispensable de lire et de comprendre ces indications avant la première mise en service. C'est uniquement ainsi qu'il sera possible d'éviter une manipulation erronée et des accidents entraînant des blessures et des dégâts. Horizon Hobby ne saurait être tenu responsable d'une utilisation ne respectant pas les lois, les règles ou réglementations en vigueur.

Questions, assistance et réparations

Votre revendeur spécialisé local et le point de vente ne peuvent effectuer une estimation d'éligibilité à l'application de la garantie sans avoir consulté Horizon. Cela vaut également pour les réparations sous garantie. Vous voudrez bien, dans un tel cas, contacter le revendeur qui conviendra avec Horizon d'une décision appropriée, destinée à vous aider le plus rapidement possible.

Maintenance et réparation

Si votre produit doit faire l'objet d'une maintenance ou d'une réparation, adressez-vous soit à votre revendeur spécialisé, soit directement à Horizon. Emballez le produit soigneusement. Veuillez noter que le carton d'emballage d'origine ne suffit pas, en règle générale, à protéger le produit des dégâts pouvant survenir pendant le transport. Faites appel à un service de messagerie proposant une fonction de suivi et une assurance, puisque Horizon ne prend aucune responsabilité pour l'expédition du produit jusqu'à sa réception acceptée. Veuillez joindre une preuve d'achat, une description détaillée des défauts ainsi qu'une liste de tous les éléments distincts envoyés. Nous avons de plus besoin d'une adresse complète, d'un numéro de téléphone (pour demander des renseignements) et d'une adresse de courriel.

Garantie et réparations

Les demandes en garantie seront uniquement traitées en présence d'une preuve d'achat originale émanant d'un revendeur spécialisé agréé, sur laquelle figurent le nom de l'acheteur ainsi que la date d'achat. Si le cas de garantie est confirmé, le produit sera réparé. Cette décision relève uniquement de Horizon Hobby.

Réparations payantes

En cas de réparation payante, nous établissons un devis que nous transmettons à votre revendeur. La réparation sera seulement effectuée après que nous ayons reçu la confirmation du revendeur. Le prix de la réparation devra être acquitté au revendeur. Pour les réparations payantes, nous facturons au minimum 30 minutes de travail en atelier ainsi que les frais de réexpédition. En l'absence d'un accord pour la réparation dans un délai de 90 jours, nous nous réservons la possibilité de détruire le produit ou de l'utiliser autrement.

ATTENTION: nous n'effectuons de réparations payantes que pour les composants électroniques et les moteurs. Les réparations touchant à la mécanique, en particulier celles des hélicoptères et des voitures radiocommandées, sont extrêmement coûteuses et doivent par conséquent être effectuées par l'acheteur lui-même.

GARANZIA

Limiti della garanzia

(a) La garanzia è limitata all'acquirente originale (Acquirente) e non è cedibile a terzi. L'acquirente ha il diritto a far riparare o a far sostituire la merce durante il periodo di questa garanzia. La garanzia copre solo quei prodotti acquistati presso un rivenditore autorizzato Horizon. Altre transazioni di terze parti non sono coperte da questa garanzia. La prova di acquisto è necessaria per far valere il diritto di garanzia. Inoltre, Horizon si riserva il diritto di cambiare o modificare i termini di questa garanzia senza alcun preavviso e di escludere tutte le altre garanzie già esistenti.

(b) Horizon non si assume alcuna garanzia per la disponibilità del prodotto, per l'adeguatezza o l'idoneità del prodotto a particolari previsti dall'utente. È sola responsabilità dell'acquirente il fatto di verificare se il prodotto è adatto agli scopi da lui previsti.

(c) Richiesta dell'acquirente – spetta soltanto a Horizon, a propria discrezione riparare o sostituire qualsiasi prodotto considerato difettoso e che rientra nei termini di garanzia. Queste sono le uniche rivele a cui l'acquirente si può appellare, se un prodotto è difettoso.

Horizon si riserva il diritto di controllare qualsiasi componente utilizzato che viene coinvolto nella rivalsa di garanzia. Le decisioni relative alla sostituzione o alla riparazione avvengono solo in base alla sua discrezione di Horizon. Questa garanzia non copre i danni superficiali o danni per cause di forza maggiore, uso errato del prodotto, un utilizzo che viola qualsiasi legge, regolamentazione o disposizione applicabile, negligenza, uso ai fini commerciali, o una qualsiasi modifica a qualsiasi parte del prodotto.

Questa garanzia non copre danni dovuti ad una installazione errata, ad un funzionamento errato, ad una manutenzione o un tentativo di riparazione non idonei a cura di soggetti diversi da Horizon. La restituzione del prodotto a cura dell'acquirente, o da un suo rappresentante, deve essere approvata per iscritto dalla Horizon.

Limiti di danno

Horizon non si riterrà responsabile per danni speciali, diretti, indiretti o consequenziali; perdita di profitto o di produzione; perdita commerciale connessa al prodotto, indipendentemente dal fatto che la richiesta si basa su un contratto o sulla garanzia. Inoltre la responsabilità di Horizon non supera mai in nessun caso il prezzo di acquisto del prodotto per il quale si chiede la responsabilità. Horizon non ha alcun controllo sul montaggio, sull'utilizzo o sulla manutenzione del prodotto o di combinazioni di vari prodotti. Quindi Horizon non accetta nessuna responsabilità per danni o lesioni derivanti da tali circostanze. Con l'utilizzo e il montaggio del prodotto l'utente acconsente a tutte le condizioni, limitazioni e riserve di garanzia citate in questa sede.

Qualora l'utente non fosse pronto ad assumersi tale responsabilità associata all'uso del prodotto, si suggerisce di restituire il prodotto intatto, mai usato e immediatamente presso il venditore.

Indicazioni di sicurezza

Questo è un prodotto sofisticato di hobbistica e non è un giocattolo. Esso deve essere manipolato con cautela, con giudizio e richiede delle conoscenze basilari di meccanica e delle facoltà mentali di base. Se il prodotto non verrà manipolato in maniera sicura e responsabile potrebbero risultare delle lesioni, dei gravi danni a persone, al prodotto o all'ambiente circostante. Questo prodotto non è concepito per essere usato dai bambini senza una diretta supervisione di un adulto. Il manuale del prodotto contiene le istruzioni di sicurezza, di funzionamento e di manutenzione del prodotto stesso. È fondamentale leggere e seguire tutte le istruzioni e le avvertenze nel manuale prima di mettere in funzione il prodotto. Solo così si eviterà un utilizzo errato e di preveniranno incidenti, lesioni o danni.

Domande, assistenza e riparazioni

Il vostro negozio locale e/o luogo di acquisto non possono fornire garanzie di assistenza o riparazione senza previo colloquio con Horizon. Questo vale anche per le riparazioni in garanzia. Quindi in tali casi bisogna interpellare un rivenditore, che si metterà in contatto subito con Horizon per prendere una decisione che vi possa aiutare nel più breve tempo possibile.

Manutenzione e riparazione

Se il prodotto deve essere ispezionato o riparato, si prega di rivolgersi ad un rivenditore specializzato o direttamente ad Horizon. Il prodotto deve essere imballato con cura. Bisogna far notare che i box originali solitamente non sono adatti per effettuare una spedizione senza subire alcun danno. Bisogna effettuare una spedizione via corriere che fornisce una tracciabilità e un'assicurazione, in quanto Horizon non si assume alcuna responsabilità in relazione alla spedizione del prodotto. Inserire il prodotto in una busta assieme ad una descrizione dettagliata degli errori e ad una lista di tutti i singoli componenti spediti. Inoltre abbiamo bisogno di un indirizzo completo, di un numero di telefono per chiedere ulteriori domande e di un indirizzo e-mail.

Garanzia a riparazione

Le richieste in garanzia verranno elaborate solo se è presente una prova d'acquisto in originale proveniente da un rivenditore specializzato autorizzato, nella quale è ben visibile la data di acquisto. Se la garanzia viene confermata, allora il prodotto verrà riparato o sostituito. Questa decisione spetta esclusivamente a Horizon Hobby.

Riparazioni a pagamento

Se bisogna effettuare una riparazione a pagamento, effettueremo un preventivo che verrà inoltrato al vostro rivenditore. La riparazione verrà effettuata dopo l'autorizzazione da parte del vostro rivenditore. La somma per la riparazione dovrà essere pagata al vostro rivenditore. Le riparazioni a pagamento avranno un costo minimo di 30 minuti di lavoro e in fattura includeranno le spese di restituzione. Qualsiasi riparazione non pagata e non richiesta entro 90 giorni verrà considerata abbandonata e verrà gestita di conseguenza.

ATTENZIONE: Le riparazioni a pagamento sono disponibili solo sull'elettronica e sui motori. Le riparazioni a livello meccanico, soprattutto per gli elicotteri e le vetture RC sono molto costose e devono essere effettuate autonomamente dall'acquirente.

10/2015

WARRANTY AND SERVICE CONTACT INFORMATION

GARANTIE UND SERVICE KONTAKTINFORMATIONEN

COORDONNÉES DE GARANTIE ET RÉPARATIONS

GARANZIA E ASSISTENZA INFORMAZIONI PER I CONTATTI

Country of Purchase	Horizon Hobby	Contact Information	Address
United States of America	Horizon Service Center (Repairs and Repair Requests)	servicecenter.horizonhobby.com/RequestForm/	2904 Research Rd Champaign, Illinois, 61822 USA
	Horizon Product Support (Product Technical Assistance)	productsupport@horizonhobby.com. 877-504-0233	
	Sales	websales@horizonhobby.com 800-338-4639	
EU	Horizon Technischer Service	service@horizonhobby.eu	Hanskampring 9 D 22885 Barsbüttel, Germany
	Sales: Horizon Hobby GmbH	+49 (0) 4121 2655 100	

EN WEEE NOTICE:



This appliance is labeled in accordance with European Directive 2012/19/EU concerning waste of electrical and electronic equipment (WEEE). This label indicates that this product should not be disposed of with household waste. It should be deposited at an appropriate facility to enable recovery and recycling.

FR DIRECTIVE DEEE :



L'étiquette de cet appareil respecte la directive européenne 2012/19/UE en matière de déchets des équipements électriques et électroniques (DEEE). Cette étiquette indique que ce produit ne doit pas être jeté avec les déchets ménagers, mais déposé dans une installation appropriée afin de permettre sa récupération et son recyclage.

DE WEEE-HINWEIS:



Dieses Gerät ist gemäß der Europäischen Richtlinie 2012/19/EU über Elektro- und Elektronik-Altgeräte (WEEE) gekennzeichnet. Dieses Symbol weist darauf hin, dass dieses Produkt kein normaler Haushaltsabfall ist, sondern in einer entsprechenden Sammelstelle für Elektro- und Elektronik-Altgeräte entsorgt werden muss.

IT AVVISO RAEE:



Questo dispositivo è marcato ai sensi della Direttiva europea 2012/19/UE riguardante i rifiuti di apparecchiature elettriche ed elettroniche (RAEE). Il simbolo indica che il prodotto non va smaltito insieme ai rifiuti domestici. Il prodotto deve essere consegnato agli appositi centri di raccolta per consentirne il recupero e il riciclaggio.



TLRACING.COM

ENGINEERED
IN CALIFORNIA

© 2022 Horizon Hobby, LLC. Team Losi Racing, TLR, TLR-Lok, and 22 are trademarks or registered trademarks of Horizon Hobby, LLC.

The Spektrum trademark is used with permission of Bachmann Industries, Inc.

All other trademarks, service marks or logos are property of their respective owners. Patents Pending

11/2021

TLR03026

290366

800-0599